



Telekom Veszprém HC vs FC Porto Sofarma

38 - 28

(19 - 16)

Match ended: 60:00



HUN

POR

20 M592 R2 Referees: Zigmars Sondors (LAT), Renars Licis (LAT)
070

Throw-off: 13.10.2019, 15:00
Veszprem Arena, Veszprem / HUN

Match Statistics Overview

| Telekom Veszprém HC (HUN) | | | FC Porto Sofarma (POR) | | | |
|---------------------------|----------|----------|--------------------------|----------|-------|------------|
| Total | 1st half | 2nd half | 2nd half | 1st half | Total | |
| 38 | 19 | 19 | Goals | 12 | 16 | 28 |
| 59 | 29 | 30 | Shots | 26 | 21 | 47 |
| 64% | 66% | 63% | Shot Percentage | 46% | 76% | 60% |
| 0 | 0 | 0 | Turnovers | 0 | 0 | 0 |
| 0 | 0 | 0 | Rule Technical Fouls | 0 | 0 | 0 |
| 64% | 66% | 63% | Attack Percentage | 46% | 76% | 60% |
| 55 | 27 | 28 | Shots on Goal | 23 | 20 | 43 |
| 93% | 93% | 93% | On Target Percentage | 88% | 95% | 91% |
| 14 | 4 | 10 | Saves | 9 | 7 | 16 |
| 33% | 20% | 45% | GK Save Percentage | 32% | 27% | 30% |
| 3 | 3 | 0 | 7m Goals | 2 | 2 | 4 |
| 3 | 3 | 0 | 7m Shots | 3 | 2 | 5 |
| 100% | 100% | 0% | 7m Percentage | 66% | 100% | 80% |
| 1 | 0 | 0 | Fast Break Goals | 0 | 0 | 0 |
| 5 | 5 | 0 | Powerplay goals | 4 | 3 | 7 |
| 3 | 1 | 2 | Shorthanded goals | 0 | 3 | 3 |
| 5 | 5 | 3 | Most goals in succession | 2 | 2 | 2 |
| 2 | 2 | 0 | Yellow Cards | 1 | 1 | 2 |
| 3 | 2 | 1 | 2 min Suspension | 0 | 3 | 3 |
| 0 | 0 | 0 | Red Cards | 0 | 0 | 0 |
| 2 | 1 | 1 | Team Timeouts | 2 | 1 | 3 |

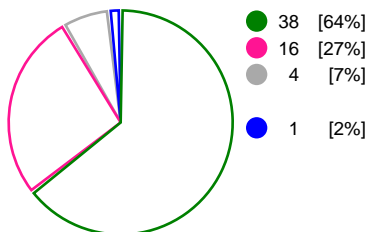


Match Statistics Shots

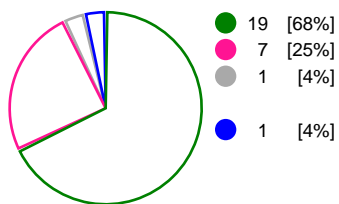
Telekom Veszprém HC (HUN)

FC Porto Sofarma (POR)

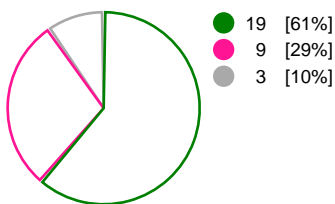
Total Shots (59)



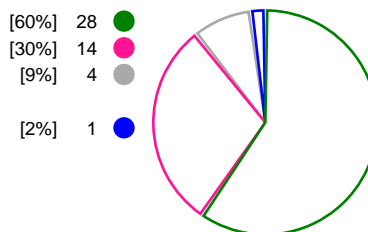
1st Half Shots (29)



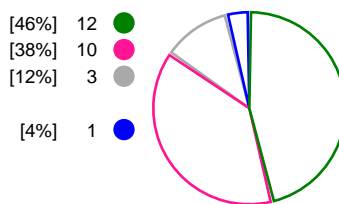
2nd Half Shots (30)



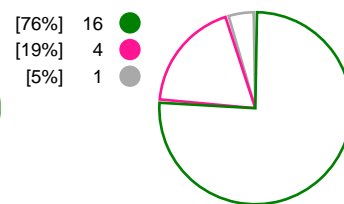
Total Shots (47)



2nd Half Shots (26)



1st Half Shots (21)



Goals Saves Missed Posts Blocks



Player Statistics: Telekom Veszprém HC (HUN)

| Goalkeeper | Total | | | | All Saves/Shots | | | | | |
|-----------------------------|-----------|-----------|-----------|-----------|------------------|-------------------|-------------------|-----------------|----|----|
| No. Name | Saves | Shots | % | GC | 7M | 6M | 9M | Wing | BT | FB |
| 1 STERBIK CAPAR Arpad (ESP) | 10 | 22 | 45 | 12 | 33% (1/3) | 38% (5/13) | 66% (4/6) | | | |
| 16 CUPARA Vladimir (SRB) | 4 | 20 | 20 | 16 | 0% (0/2) | 12% (1/8) | 37% (3/8) | 0% (0/2) | | |
| TOTALS | 14 | 42 | 33 | 28 | 20% (1/5) | 28% (6/21) | 50% (7/14) | 0% (0/2) | | |

| Player | Total | | | | All Goals/Shots | | | | | | | Additional | | | Punishments | | |
|----------------------------------|-------|-----------|-----------|-----------|-----------------|-------------|--------------|-------------|------------|----|------------|------------|----|----|-------------|----------|----|
| No. Name | Pos. | Goals | Shots | % | 7M | 7M% | 6M | 9M | Wing | BT | FB | Ass. | ST | BL | YC | 2m | RC |
| 1 STERBIK CAPAR Arpad (ESP) | | 0 | 0 | 0 | | | | | | | | | | | | | |
| 2 MANASKOV Dejan (MKD) | | 1 | 2 | 50 | | | 1/2 | | | | | | | | | | |
| 5 YAHIA Omar (EGY) | | 1 | 3 | 33 | | | 1/1 | 0/2 | | | | | | | | | |
| 13 FERREIRA MORAES Rogerio (BRA) | | 2 | 2 | 100 | | | 2/2 | | | | | | | | | | |
| 15 TÖNNESEN Kent Robin (NOR) | | 1 | 3 | 33 | | | 1/2 | 0/1 | | | | | | | | | 2 |
| 16 CUPARA Vladimir (SRB) | | 0 | 0 | 0 | | | | | | | | | | | | | |
| 17 GAJIC Dragan (SLO) | | 5 | 7 | 71 | 3/3 | 100% | 1/3 | | 1/1 | | | | | | | | |
| 18 NILSSON Andreas (SWE) | | 8 | 8 | 100 | | | 8/8 | | | | | | | | | | |
| 24 MARGUC Gasper (SLO) | | 1 | 4 | 25 | | | 0/2 | | 1/2 | | | | | | | | |
| 25 LAUGE SCHMIDT Rasmus (DEN) | | 4 | 8 | 50 | | | 2/6 | 2/2 | | | | | | | | | |
| 26 STRLEK Manuel (CRO) | | 2 | 3 | 67 | | | 1/2 | | 1/1 | | | | | | | | |
| 30 TERZIC Mirsad (BIH) | | 0 | 0 | 0 | | | | | | | | | | | | | 1 |
| 31 BLAGOTINSEK Blaz (SLO) | | 3 | 3 | 100 | | | 3/3 | | | | | | | | | 1 | 1 |
| 34 NENADIC Petar (SRB) | | 6 | 9 | 67 | | | 2/3 | 4/5 | | | 0/1 | | | | | | |
| 66 LEKAI Mate | | 1 | 2 | 50 | | | 0/1 | 1/1 | | | | | | | | | |
| 87 BOROZAN Vuko (MNE) | | 3 | 5 | 60 | | | | 2/4 | | | 1/1 | | | | | | |
| Player TOTALS | | 38 | 59 | 64 | 3/3 | 100% | 22/35 | 9/15 | 3/4 | | 1/2 | | | | 2 | 3 | |

| Officials | Punishments | | |
|---------------------------------|-------------|----------|----|
| No. Name | YC | 2m | RC |
| A DAVIS CAMARA David | | | |
| B REINALDO PEREZ Carlos Enrique | | | |
| C SYDO Tibor | | | |
| D VUCIC Nemanja | | | |
| TEAM | | | |
| TOTALS | 2 | 3 | |



Player Statistics: FC Porto Sofarma (POR)

| Goalkeeper | Total | | | | All Saves/Shots | | | | | |
|--------------------------|-----------|-----------|-----------|-----------|-----------------|--------------------|-------------------|------------------|----|----|
| No. Name | Saves | Shots | % | GC | 7M | 6M | 9M | Wing | BT | FB |
| 1 QUINTANA BRAVO Alfredo | 11 | 41 | 27 | 30 | 0% (0/3) | 29% (8/27) | 25% (2/8) | 33% (1/3) | | |
| 24 BAUER Thomas (AUT) | 5 | 11 | 45 | 6 | | 62% (5/8) | 0% (0/2) | 0% (0/1) | | |
| TOTALS | 16 | 52 | 31 | 36 | 0% (0/3) | 37% (13/35) | 20% (2/10) | 25% (1/4) | | |

| Player | Total | | | | All Goals/Shots | | | | | | | Additional | | | Punishments | | |
|----------------------------------|-------|-----------|-----------|-----------|-----------------|------------|--------------|-------------|------------|----|----|------------|----------|----|-------------|----|----------|
| No. Name | Pos. | Goals | Shots | % | 7M | 7M% | 6M | 9M | Wing | BT | FB | Ass. | ST | BL | YC | 2m | RC |
| 1 QUINTANA BRAVO Alfredo | | 0 | 0 | 0 | | | | | | | | | | | | | |
| 4 ITURRIZA ALVAREZ Victor Manuel | | 6 | 7 | 86 | 2/2 | 100% | 4/4 | 0/1 | | | | | | | | | 1 |
| 7 BLANCO BALASQUEZ Yoan (CUB) | | 3 | 5 | 60 | | | 2/3 | 1/2 | | | | | | | | | |
| 10 MARTINS SOARES Miguel | | 2 | 6 | 33 | | | 1/2 | 1/4 | | | | | | | | | |
| 11 MBENGUE Djibril Omar (GER) | | 4 | 6 | 67 | | | 1/1 | 3/5 | | | | | | | | | |
| 13 HERNANDEZ ZULUETA Angel | | 2 | 4 | 50 | | | 1/1 | 1/3 | | | | | | | | | |
| 14 SILVA SOUSA MARTINS Rui | | 0 | 1 | 0 | | | | 0/1 | | | | | | | | | |
| 15 SALINA AMADOR Daymaro | | 2 | 3 | 67 | | | 2/3 | | | | | | | | | | 1 |
| 20 RIBEIRO Ruben | | 0 | 0 | 0 | | | | | | | | | | | | | |
| 21 FERNANDES Leonel | | 0 | 1 | 0 | | | | | 0/1 | | | | | | | | |
| 22 BORGES HERNANDEZ Alexis | | 1 | 1 | 100 | | | 1/1 | | | | | | 1 | | 1 | | 1 |
| 23 BRANQUINHO Diogo | | 2 | 3 | 67 | | | 1/2 | | 1/1 | | | | | | | | |
| 24 BAUER Thomas (AUT) | | 0 | 0 | 0 | | | | | | | | | | | | | |
| 25 AREIA RODRIGUES Antonio | | 3 | 4 | 75 | 2/3 | 66% | | | 1/1 | | | | | | | | |
| 27 GOMES Andre | | 3 | 5 | 60 | | | 2/4 | 1/1 | | | | | | | | | |
| 88 MAGALHÃES Fabio | | 0 | 1 | 0 | | | 0/1 | | | | | | | | | | |
| UNASSIGNED | | 0 | 0 | 0 | | | | | | | | | | | | | 1 |
| Player TOTALS | | 28 | 47 | 60 | 4/5 | 80% | 15/22 | 7/17 | 2/3 | | | | 1 | | 2 | | 3 |

| Officials | Punishments | | |
|--------------------|-------------|----|----------|
| No. Name | YC | 2m | RC |
| A MAGALHAES Jose | | | |
| B ANDERSSON Magnus | | | |
| C MARTINGO Carlos | | | |
| D CASTRO Ruben | | | |
| TEAM | | | |
| TOTALS | 2 | | 3 |



Play-by-play 1st half

| Telekom Veszprém HC (HUN) | | FC Porto Sofarma (POR) | |
|---------------------------|------------------------------------|------------------------|--|
| 00:27 | Shot Lauge Schmidt (25) saved | 0 - 1 | Goal Gomes, Andre (27) 00:36 |
| | | 0 - 2 | Goal Mbengue, Djibril Omar (11) 02:12 |
| 02:22 | Yellow card Terzic, Mirsad (30) | | 2' 2 minutes suspension Nr. 15 02:45 |
| 02:45 | 7m Goal Gajic, Dragan (17) | 1 - 2 | |
| | | 1 - 3 | 7m Goal Areia Rodrigues (25) 03:26 |
| | | 1 - 4 | Goal Branquinho, Diogo (23) 03:56 |
| 04:12 | Goal Nenadic, Petar (34) | 2 - 4 | |
| | | 2 - 5 | Goal Borges Hernandez, Alexis (22) 04:51 |
| 05:23 | Goal Blagotinsek, Blaz (31) | 3 - 5 | |
| | | 3 - 6 | Goal Mbengue, Djibril Omar (11) 05:58 |
| | | | Yellow card Borges Hernandez (22) 06:14 |
| 06:30 | Shot Tønnesen (15) saved | | |
| 06:35 | Goal Marguc, Gasper (24) | 4 - 6 | |
| 07:36 | Goal Lauge Schmidt, Rasmus (25) | 5 - 6 | |
| 07:52 | Yellow card Blagotinsek, Blaz (31) | | |
| | | | Shot Martins Soares (10) saved 08:17 |
| 08:26 | Goal Manaskov, Dejan (2) | 6 - 6 | |
| | | 6 - 7 | Goal Martins Soares , Miguel (10) 09:10 |
| 09:10 | 2 minutes suspension Nr. 31 | | |
| 09:41 | Goal Nilsson, Andreas (18) | 7 - 7 | |
| | | 7 - 8 | Goal Gomes, Andre (27) 10:04 |
| | | | 2 minutes suspension Nr. 22 10:36 |
| 10:36 | 7m Goal Gajic, Dragan (17) | 8 - 8 | |
| 11:20 | Missed shot Nenadic, Petar (34) | | |
| | | | Shot Mbengue (11) saved 11:45 |
| 12:18 | Goal Nilsson, Andreas (18) | 9 - 8 | |
| | | | TTD Team Timeout 12:37 |
| 13:11 | Goal Lauge Schmidt, Rasmus (25) | 10 - 8 | |
| 14:05 | Goal Lekai, Mate (66) | 11 - 8 | |
| 14:41 | Shot Lauge Schmidt (25) saved | | |
| | | | Missed shot Gomes, Andre (27) 15:21 |
| 15:31 | Shot Lauge Schmidt (25) saved | | |
| 16:10 | Goal Blagotinsek, Blaz (31) | 12 - 8 | |
| | | 12 - 9 | Goal Iturriza Alvarez (4) 16:39 |
| 17:18 | Goal Tønnesen, Kent Robin (15) | 13 - 9 | |
| | | 13 - 10 | Goal Mbengue, Djibril Omar (11) 17:52 |
| | | | Shot Martins Soares (10) saved 19:26 |
| 19:37 | Shot Marguc, Gasper (24) saved | | |
| | | 13 - 11 | 7m Goal Areia Rodrigues (25) 19:52 |
| | | | 2 minutes suspension Nr. 4 20:44 |
| 20:44 | 7m Goal Gajic, Dragan (17) | 14 - 11 | |
| | | 14 - 12 | Goal Mbengue, Djibril Omar (11) 21:29 |
| 21:55 | Goal Nenadic, Petar (34) | 15 - 12 | |



Play-by-play 1st half

| Telekom Veszprém HC (HUN) | | FC Porto Sofarma (POR) | |
|---------------------------|------------------------------------|------------------------|--|
| | | 15 - 13 | Goal Salina Amador, Daymaro (15) 22:49 |
| 23:30 | Goal Nilsson, Andreas (18) | 16 - 13 | |
| 24:25 | Shot Marguc, Gasper (24) saved | | |
| | | 16 - 14 | Goal Gomes, Andre (27) 24:58 |
| 25:57 | Goal Nenadic, Petar (34) | 17 - 14 | |
| 26:54 | Goal Lauge Schmidt, Rasmus (25) | 18 - 14 | |
| | | 18 - 15 | Goal Areia Rodrigues, Antonio (25) 27:06 |
| 28:29 | Goal Nenadic, Petar (34) | 19 - 15 | |
| | | | Shot Gomes, Andre (27) saved 28:38 |
| 28:45 | Shot Manaskov, Dejan (2) saved | | |
| 29:20 | 2 minutes suspension Tønnesen (15) | | |
| | | 19 - 16 | Goal Branquinho, Diogo (23) 29:33 |
| 29:33 | Team Timeout | | |



















Play-by-play 2nd half

| Telekom Veszprém HC (HUN) | | FC Porto Sofarma (POR) | |
|---------------------------|------------------------------------|------------------------|------------------------------------|
| 30:00 | Missed shot Nenadic, Petar (34) | 19 - 17 | Goal Iturriza Alvarez (4) |
| 30:52 | Goal Ferreira Moraes, Rogerio (13) | 20 - 17 | 30:21 |
| 31:41 | Goal Borozan, Vuko (87) | 20 - 18 | Goal Martins Soares , Miguel (10) |
| 33:11 | Shot Yahia, Omar (5) saved | 21 - 18 | 31:16 |
| 33:19 | Shot Lekai, Mate (66) saved | | 7m Shot Areia Rodrigues (25) saved |
| 33:41 | Shot Borozan, Vuko (87) saved | | 32:43 |
| 34:48 | Goal Gajic, Dragan (17) | 21 - 19 | Goal Iturriza Alvarez (4) |
| 35:42 | Goal Ferreira Moraes, Rogerio (13) | 22 - 19 | 34:21 |
| 37:11 | Goal Yahia, Omar (5) | 23 - 19 | Yellow card UNASSIGNED, () |
| 37:56 | Goal Gajic, Dragan (17) | 23 - 20 | 7m Goal Iturriza Alvarez (4) |
| 38:53 | Missed shot Borozan, Vuko (87) | 24 - 20 | 35:48 |
| 39:36 | Goal Strlek, Manuel (26) | 25 - 20 | Shot Iturriza Alvarez (4) saved |
| 41:22 | Goal Borozan, Vuko (87) | 26 - 20 | 37:45 |
| 41:58 | Goal Borozan, Vuko (87) | 26 - 21 | Shot Martins Soares (10) saved |
| 42:29 | Goal Nenadic, Petar (34) | 27 - 21 | 38:35 |
| 44:31 | Shot Strlek, Manuel (26) saved | 28 - 21 | Shot Mbengue (11) saved |
| 45:57 | Goal Nilsson, Andreas (18) | 29 - 21 | 39:26 |
| 47:03 | Goal Blagotinsek, Blaz (31) | 29 - 22 | Team Timeout |
| 48:26 | Goal Nilsson, Andreas (18) | 30 - 22 | Shot Magalhães, Fabio (88) saved |
| 49:54 | Shot Gajic, Dragan (17) saved | 30 - 22 | Goal Salina Amador, Daymaro (15) |
| 50:59 | Goal Lauge Schmidt, Rasmus (25) | 31 - 22 | 40:07 |
| 51:35 | 2 minutes suspension Tønnesen (15) | 32 - 22 | Goal Hernandez Zulueta, Angel (13) |
| 52:19 | Missed shot Yahia, Omar (5) | 32 - 23 | Shot Branco Balasquez (7) saved |
| | | 32 - 23 | 46:56 |
| | | 33 - 24 | Team Timeout |
| | | | Shot Salina Amador (15) saved |
| | | | 47:11 |
| | | | Goal Hernandez Zulueta, Angel (13) |
| | | | Shot Branquinho, Diogo (23) saved |
| | | | 49:10 |
| | | | Missed shot Nr. 14 |
| | | | 50:26 |
| | | | 7m Goal Iturriza Alvarez (4) |
| | | | 51:35 |



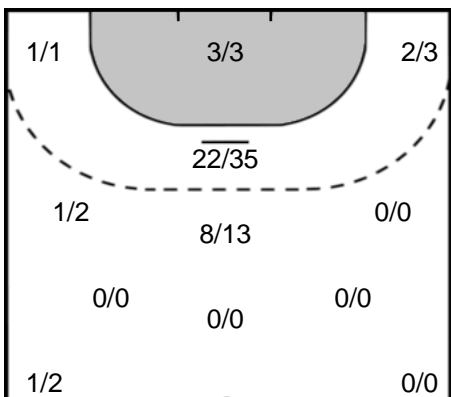
Play-by-play 2nd half

| Telekom Veszprém HC (HUN) | | FC Porto Sofarma (POR) | |
|---------------------------|--|------------------------|--|
| 52:53 | Goal Nilsson, Andreas (18)  | 34 - 24 | |
| | | 34 - 25 | Goal Blanco Balasquez, Yoan (7)  |
| 53:53 | Shot Gajic, Dragan (17) saved  | | |
| 54:36 | Goal Strlek, Manuel (26)  | 35 - 25 | |
| | | 35 - 26 | Goal Blanco Balasquez, Yoan (7)  |
| 55:43 | Shot Lauge Schmidt (25) saved  | | |
| 55:48 | Goal Nilsson, Andreas (18)  | 36 - 26 | |
| | | | Missed shot Fernandes, Leonel (21)  |
| 56:41 | Team Timeout  | | |
| 56:59 | Goal Nenadic, Petar (34)  | 37 - 26 | |
| | | | Missed shot Hernandez Zulueta (13)  |
| 57:35 | Goal Nilsson, Andreas (18)  | 38 - 26 | |
| 58:30 | Shot Marguc, Gasper (24) saved  | | |
| | | 38 - 27 | Goal Blanco Balasquez, Yoan (7)  |
| | | 38 - 28 | Goal Iturriza Alvarez (4)  |
| 59:57 | Shot Nenadic, Petar (34) saved  | | |

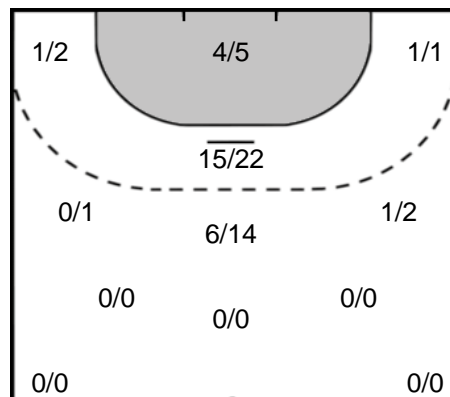


Team Statistics Attack

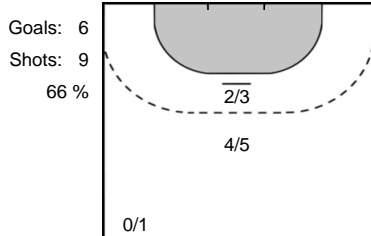
Telekom Veszprém HC (HUN)



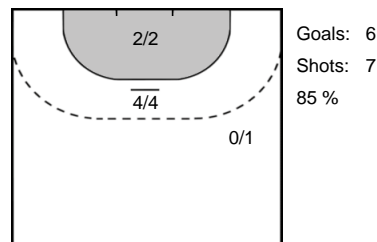
FC Porto Sofarma (POR)



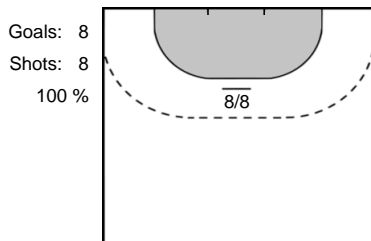
34 NENADIC
Petar



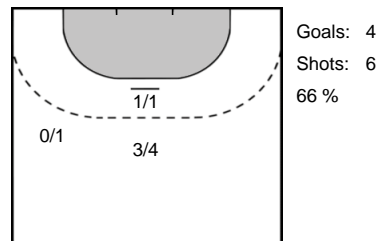
4 ITURRIZA ALVAREZ
Victor Manuel



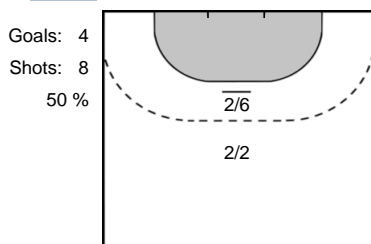
18 NILSSON
Andreas



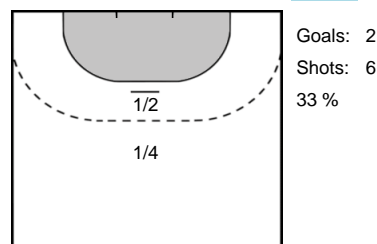
11 MBENGUE
Djibril Omar



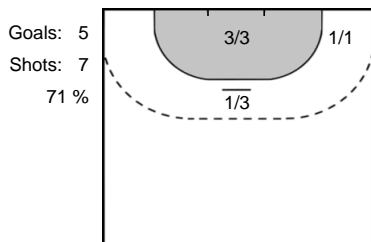
25 LAUGE SCHMIDT
Rasmus



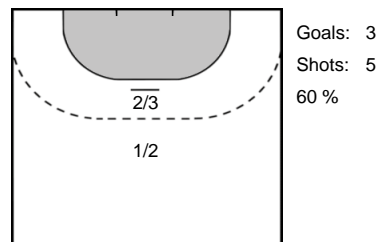
10 MARTINS SOARES
Miguel



17 GAJIC
Dragan



7 BLANCO BALASQUEZ
Yoa



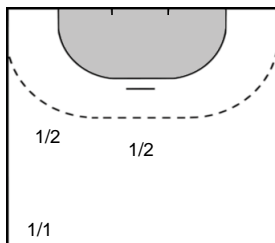
Team Statistics Attack

Telekom Veszprém HC (HUN)

FC Porto Sofarma (POR)

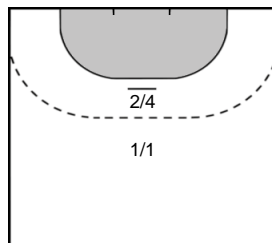
87 BOROZAN
Vuko

Goals: 3
Shots: 5
60 %



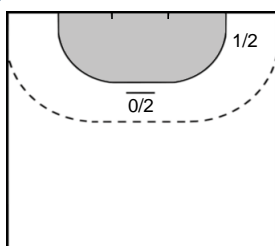
27 GOMES
Andre

Goals: 3
Shots: 5
60 %



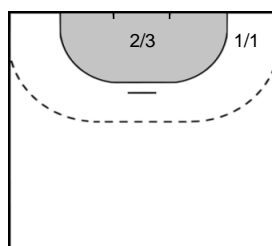
24 MARGUC
Gasper

Goals: 1
Shots: 4
25 %



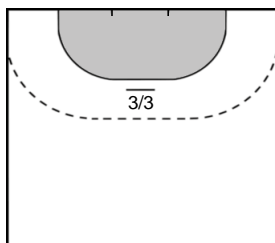
25 AREIA RODRIGUES
Antonio

Goals: 3
Shots: 4
75 %



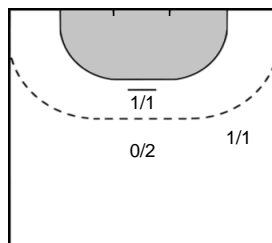
31 BLAGOTINSEK
Blaz

Goals: 3
Shots: 3
100 %



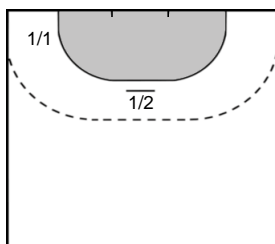
13 HERNANDEZ ZULUETA
Angel

Goals: 2
Shots: 4
50 %



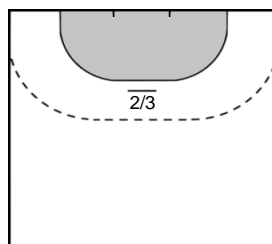
26 STRLEK
Manuel

Goals: 2
Shots: 3
66 %



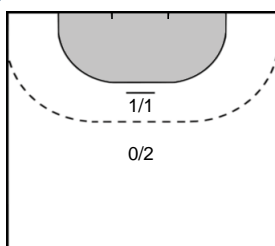
15 SALINA AMADOR
Daymaro

Goals: 2
Shots: 3
66 %



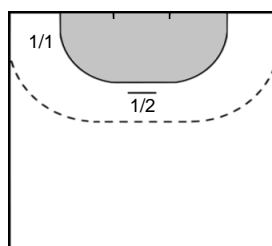
5 YAHIA
Omar

Goals: 1
Shots: 3
33 %



23 BRANQUINHO
Diogo

Goals: 2
Shots: 3
66 %



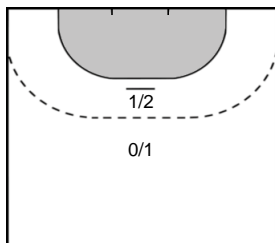
Team Statistics Attack

Telekom Veszprém HC (HUN)

FC Porto Sofarma (POR)

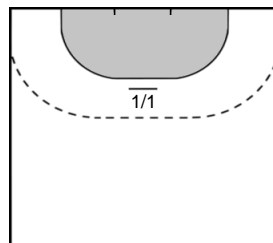
15 TÖNNESEN
Kent Robin

Goals: 1
Shots: 3
33 %



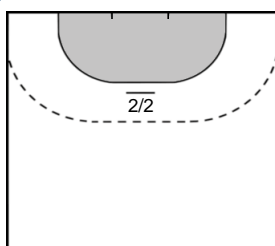
22 BORGES HERNANDEZ
Alexis

Goals: 1
Shots: 1
100 %



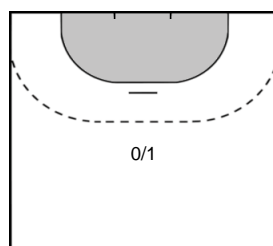
13 FERREIRA MORAES
Rogerio

Goals: 2
Shots: 2
100 %



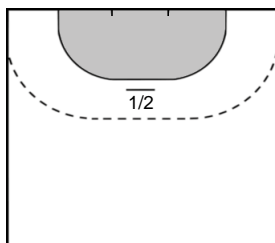
14 SILVA SOUSA MARTINS
Rui

Goals: 0
Shots: 1
0 %



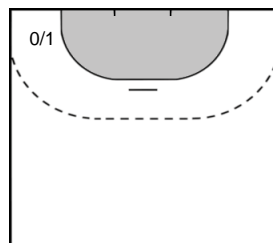
2 MANASKOV
Dejan

Goals: 1
Shots: 2
50 %



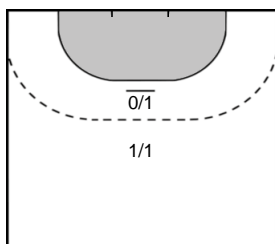
21 FERNANDES
Leonel

Goals: 0
Shots: 1
0 %



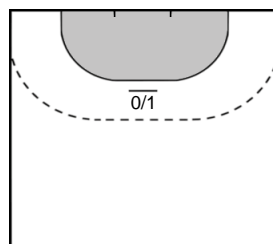
66 LEKAI
Mate

Goals: 1
Shots: 2
50 %



88 MAGALHÃES
Fabio

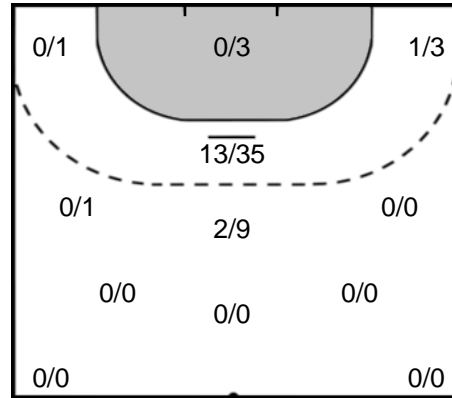
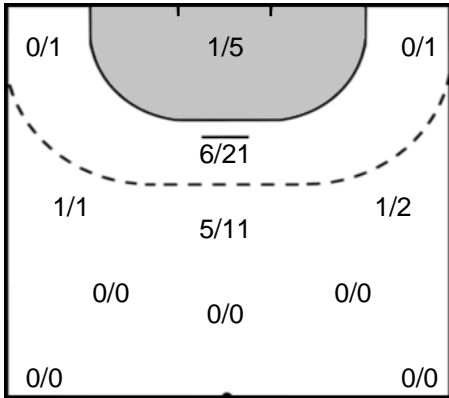
Goals: 0
Shots: 1
0 %



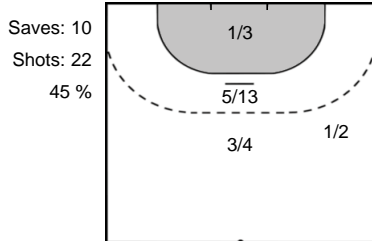
Goalkeeper Statistics

Telekom Veszprém HC (HUN)

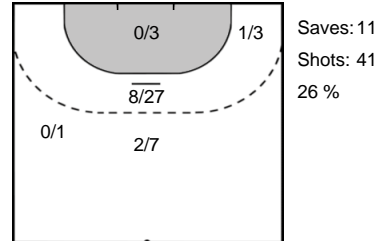
FC Porto Sofarma (POR)



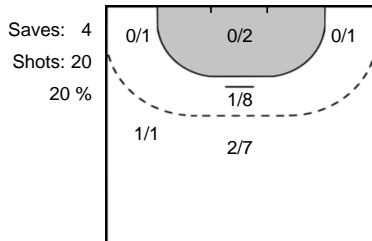
1 STERBIK CAPAR Arpad



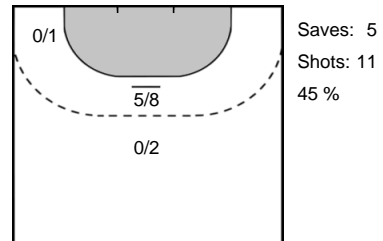
QUINTANA BRAVO Alfredo 1



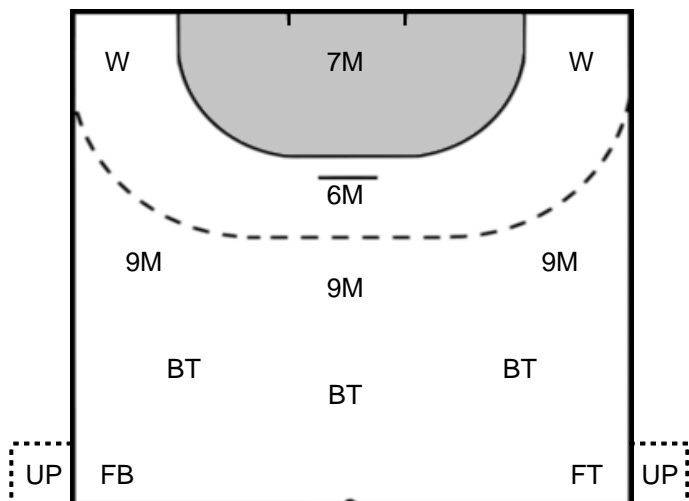
16 CUPARA Vladimir



BAUER Thomas 24



Legend



- %** Efficiency
- Ass.** Assists
- Pos.** Position
- GC.** Goals conceded
- 7M** 7-metre Shots
- W** Wing Shots (Right, Left)
- BT** Breakthrough (Right, Center, Left)
- FB** Fast Break
- 6M** 6-metre Shots
- 9M** 9-metre Shots (Right, Center, Left)
- FT** Free Throw
- ST** Steals
- BL** Blocks
- YC** Yellow Cards
- RC** Red Cards
- BC** Blue Cards
- 2m** 2 Minute Suspensions
- UP** Unassigned Position

