# ONLINE STATISTICS

## 2019/20 EHF MEN'S CHAMPIONS LEAGUE GROUP PHASE

EUROPEAN HANDBALL FEDERATION

ESP

# Barça vs Elverum Handball

## 33 - 24

## (15 - 12)

Match ended: 00:00

NOR

20 M592 R2
014

Referees: Radojko Brkic (AUT), Andrei Jusufhodzic (AUT)

Throw-off: 12.10.2019, 20:00
Palau Blaugrana, Barcelona / ESP

## Match Statistics Overview

| Barça (ESP) | | | | Elverum Handball (NOR) | | |
|---|---|---|---|---|---|---|
| **Total** | 1st half | 2nd half | | 2nd half | 1st half | **Total** |
| **33** | 15 | 18 | Goals | 12 | 12 | **24** |
| **49** | 21 | 28 | Shots | 23 | 16 | **39** |
| **67%** | 71% | 64% | Shot Percentage | 52% | 75% | **62%** |
| **0** | 0 | 0 | Turnovers | 0 | 0 | **0** |
| **0** | 0 | 0 | Rule Technical Fouls | 0 | 0 | **0** |
| **67%** | 71% | 64% | Attack Percentage | 52% | 75% | **62%** |
| **45** | 21 | 24 | Shots on Goal | 20 | 14 | **34** |
| **92%** | 100% | 86% | On Target Percentage | 87% | 88% | **87%** |
| **10** | 2 | 8 | Saves | 6 | 6 | **12** |
| **29%** | 14% | 40% | GK Save Percentage | 25% | 29% | **27%** |
| **3** | 1 | 2 | 7m Goals | 0 | 0 | **0** |
| **4** | 2 | 2 | 7m Shots | 0 | 1 | **1** |
| **75%** | 50% | 100% | 7m Percentage | 0% | 0% | **0%** |
| **3** | 0 | 0 | Fast Break Goals | 0 | 0 | **3** |
| **2** | 1 | 1 | Powerplay goals | 2 | 1 | **3** |
| **3** | 1 | 2 | Shorthanded goals | 0 | 2 | **2** |
| **3** | 3 | 3 | Most goals in succession | 2 | 2 | **2** |
| **1** | 1 | 0 | Yellow Cards | 0 | 1 | **3** |
| **3** | 2 | 1 | 2 min Suspension | 1 | 2 | **3** |
| **0** | 0 | 0 | Red Cards | 0 | 0 | **0** |
| **1** | 1 | 0 | Team Timeouts | 1 | 2 | **3** |

# Match Statistics Shots

## Barça (ESP)

### Total
Shots (49)

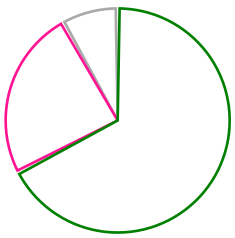

33 [67%]
12 [24%]
4 [8%]

### 1st Half
Shots (21)

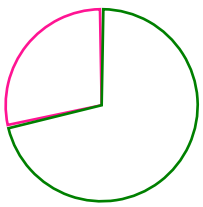

15 [71%]
6 [29%]

### 2nd Half
Shots (28)

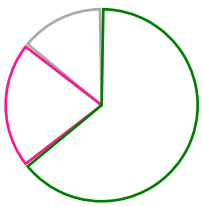

18 [64%]
6 [21%]
4 [14%]

## Elverum Handball (NOR)

### Total
Shots (39)

[62%] 24
[26%] 10
[13%] 5

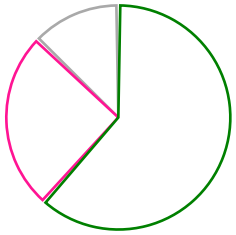

### 2nd Half
Shots (23)

[52%] 12
[35%] 8
[13%] 3

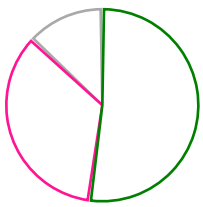

### 1st Half
Shots (16)

[75%] 12
[12%] 2
[12%] 2

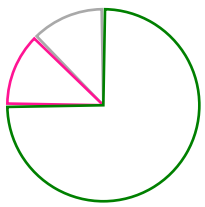

Goals Saves Missed Posts Blocks

# Player Statistics: Barça (ESP)

| Goalkeeper | | Total | | | | All Saves/Shots | | | | | |
|---|---|---|---|---|---|---|---|---|---|---|---|
| No. | Name | Saves | Shots | % | GC | 7M | 6M | 9M | Wing | BT | FB |
| 36 | MØLLER Kevin (DEN) | 10 | 36 | 27 | 26 | | 26% (5/19) | 50% (3/6) | 0% (0/1) | | 0% (0/5) |
| | **TOTALS** | **10** | **36** | **27** | **26** | | **26% (5/19)** | **50% (3/6)** | **0% (0/1)** | | **0% (0/5)** |

| Player | | | Total | | | All Goals/Shots | | | | | | | Additionals | | | Punishments | | |
|---|---|---|---|---|---|---|---|---|---|---|---|---|---|---|---|---|---|---|
| No. | Name | Pos. | Goals | Shots | % | 7M | 7M% | 6M | 9M | Wing | BT | FB | Ass. | ST | BL | YC | 2m | RC |
| 1 | PEREZ DE VARGAS MORENO | | 0 | 0 | 0 | | | | | | | | | | | | | |
| 8 | TOMAS GONZALEZ Victor | | 6 | 7 | 86 | | | 4/5 | 1/1 | | | 1/1 | | | | | | |
| 9 | ENTRERRIOS RODRIGUEZ Raul | | 0 | 1 | 0 | | | 0/1 | | | | | | | | | | |
| 10 | SORHAINDO Cedric (FRA) | | 1 | 3 | 33 | | | 1/3 | | | | | | | | 1 | 1 | |
| 11 | ANDERSSON Lasse Bredekjaer | | 2 | 3 | 67 | | | 1/1 | 0/1 | | | 1/1 | | | | | | |
| 13 | ARINO BENGOECHEA Aitor | | 3 | 4 | 75 | | | 1/2 | | 1/1 | | 1/1 | | | | | 1 | |
| 19 | N'GUESSAN Timothey (FRA) | | 0 | 2 | 0 | | | 0/1 | 0/1 | | | | | | | | | |
| 20 | GOMEZ ABELLO Aleix | | 5 | 6 | 83 | | | 3/3 | | 2/2 | | | | | | | | |
| 22 | GONCALVES DOS SANTOS | | 0 | 0 | 0 | | | | | | | | | | | | 1 | |
| 23 | DOLENEC Jure (SLO) | | 1 | 2 | 50 | | | 1/1 | 0/1 | | | | | | | | | |
| 24 | MEM Dika (FRA) | | 3 | 5 | 60 | | | 1/2 | 2/3 | | | | | | | | | |
| 25 | CINDRIC Luka (CRO) | | 7 | 7 | 100 | 3/3 | 100% | 2/2 | 1/1 | | | | | | | | | |
| 28 | PASCUAL GARCIA Alex | | 0 | 2 | 0 | | | 0/1 | | 0/1 | | | | | | | | |
| 34 | PALMARSSON Aron (ISL) | | 3 | 4 | 75 | | | | 1/2 | | | | | | | | | |
| 36 | MØLLER Kevin (DEN) | | 0 | 0 | 0 | | | | | | | | | | | | | |
| 72 | FABREGAS Ludovic (FRA) | | 2 | 2 | 100 | | | 2/2 | | | | | | | | | | |
| | UNASSIGNED | | 0 | 1 | 0 | 0/1 | 0% | | | | | | | | | | | |
| | **Player TOTALS** | | **33** | **49** | **67** | **3/4** | **75%** | **16/24** | **5/10** | **3/4** | | **3/3** | | | | **1** | **3** | |

| Officials | | | Punishments | | |
|---|---|---|---|---|---|
| No. | Name | | YC | 2m | RC |
| A | BARBEITO DELGADO Fernando | | | | |
| B | PASCUAL FUERTES Xavier | | | | |
| C | FONT RIBAS Roger | | | | |
| D | GUTIERREZ RINCON Jose Antonio | | | | |
| | TEAM | | | | |
| | **TOTALS** | | **1** | **3** | |

# Player Statistics: Elverum Handball (NOR)

| Goalkeeper | | Total | | | | All Saves/Shots | | | | | |
|---|---|---|---|---|---|---|---|---|---|---|---|
| No. | Name | Saves | Shots | % | GC | 7M | 6M | 9M | Wing | BT | FB |
| 12 | IMSGARD Emil Kheri | 7 | 41 | 17 | 34 | 14% (1/7) | 7% (1/14) | 37% (3/8) | 33% (1/3) | | 0% (0/5) |
| 16 | FRIES Thorsten (DEN) | 5 | 11 | 45 | 6 | 0% (0/1) | 50% (4/8) | 100% (1/1) | 0% (0/1) | | |
| | **TOTALS** | **12** | **52** | **23** | **40** | **12% (1/8)** | **22% (5/22)** | **44% (4/9)** | **25% (1/4)** | | **0% (0/5)** |

| Player | | | Total | | | All Goals/Shots | | | | | | | Additionals | | | Punishments | | |
|---|---|---|---|---|---|---|---|---|---|---|---|---|---|---|---|---|---|---|
| No. | Name | Pos. | Goals | Shots | % | 7M | 7M% | 6M | 9M | Wing | BT | FB | Ass. | ST | BL | YC | 2m | RC |
| 2 | LINDERUD Didrik Wennberg | | 0 | 0 | 0 | | | | | | | | | | | | | |
| 6 | BOYSEN Rasmus Hjarnø (DEN) | | 0 | 0 | 0 | | | | | | | | | | | 2 | 1 | |
| 7 | WESTBY Alexander Ørjevik | | 0 | 1 | 0 | | | | | | | | | | | | | |
| 9 | PETTERSEN Simen Holand | | 3 | 5 | 60 | | | 3/3 | 0/2 | | | | | | | | 1 | |
| 11 | SANDELL Lukas (SWE) | | 4 | 5 | 80 | | | 3/4 | | | | 1/1 | | 1 | | | | |
| 12 | IMSGARD Emil Kheri | | 0 | 0 | 0 | | | | | | | | | | | | | |
| 15 | GRØNDAHL Tobias | | 0 | 0 | 0 | | | | | | | | | | | | | |
| 16 | FRIES Thorsten (DEN) | | 0 | 0 | 0 | | | | | | | | | | | | | |
| 17 | ØRSTED Kristian Krag (DEN) | | 3 | 3 | 100 | | | 3/3 | | | | | | | | | | |
| 18 | BURUD Jonas | | 0 | 1 | 0 | | | | 0/1 | | | | | | | | | |
| 20 | LANGAAS Endre | | 1 | 1 | 100 | | | | | | | | | | | 1 | | |
| 23 | FREDRIKSEN Magnus | | 1 | 3 | 33 | | | 1/2 | 0/1 | | | | | | | | | |
| 44 | SOLSTAD Thomas Alfred | | 1 | 1 | 100 | | | 1/1 | | | | | | | | | 1 | |
| 48 | GUDJONSSON Sigvaldi Björn (ISL) | | 1 | 2 | 50 | | | 0/1 | | 1/1 | | | | 2 | | | | |
| 71 | BLONZ Alexandre Christoffersen | | 2 | 4 | 50 | | | 0/1 | | | | 1/1 | | | | | | |
| 99 | HENNEBERG Sebastian (DEN) | | 7 | 11 | 64 | | | 3/5 | 3/5 | | | | | | | | | |
| | UNASSIGNED | | 1 | 2 | 50 | 0/1 | 0% | | | | | 1/1 | | | | | | |
| | **Player TOTALS** | | **24** | **39** | **62** | **0/1** | **0%** | **14/20** | **3/9** | **1/1** | | **3/3** | | **3** | | **3** | **3** | |

| Officials | | | Punishments | | |
|---|---|---|---|---|---|
| No. | Name | | YC | 2m | RC |
| A | APELGREN Michael | | | | |
| B | HAMAR Raymond L. | | | | |
| C | NAESS Roger | | | | |
| D | BRENNA Jan Erik | | | | |
| | TEAM | | | | |
| | **TOTALS** | | **3** | **3** | |

## Play-by-play 1st half

| | Barça (ESP) | | | Elverum Handball (NOR) | |
|---|---|---|---|---|---|
| | | | | Yellow card Boysen (6) | 00:00 |
| | | | | Yellow card Langaas, Endre (20) | 00:00 |
| 01:07 | Yellow card Sorhaindo, Cedric (10) | | | | |
| | | | | 7m Missed shot UNASSIGNED, () | 02:08 |
| 02:21 | Goal Arino Bengoechea, Aitor (13) | 1 - 0 | | | |
| | | 1 - 1 | | Goal UNASSIGNED, () | 02:28 |
| | | 1 - 2 | | Goal Blonz (71) | 03:35 |
| 03:46 | Goal Tomas Gonzalez, Victor (8) | 2 - 2 | | | |
| | | | | Yellow card Boysen (6) | 04:42 |
| | | 2 - 3 | | Goal Sandell, Lukas (11) | 05:42 |
| 05:55 | Goal Palmarsson, Aron (34) | 3 - 3 | | | |
| | | 3 - 4 | | Goal Henneberg, Sebastian (99) | 06:25 |
| 07:36 | Goal Arino Bengoechea, Aitor (13) | 4 - 4 | | | |
| 08:41 | Goal Cindric, Luka (25) | 5 - 4 | | | |
| | | | | 2 minutes suspension Boysen (6) | 09:48 |
| 09:59 | Goal Tomas Gonzalez, Victor (8) | 6 - 4 | | | |
| | | 6 - 5 | | Goal Sandell, Lukas (11) | 10:55 |
| 11:20 | 2 minutes suspension Nr. 13 | | | | |
| 11:45 | Shot Tomas Gonzalez (8) saved | | | | |
| | | 6 - 6 | | Goal Blonz (71) | 16:23 |
| 16:28 | Goal Cindric, Luka (25) | 7 - 6 | | | |
| 16:39 | Goal Palmarsson, Aron (34) | 8 - 6 | | | |
| | | 8 - 7 | | Goal Langaas, Endre (20) | 16:44 |
| | | | | Team Timeout | 17:08 |
| 17:51 | 7m Shot UNASSIGNED, () saved | | | | |
| 17:57 | Goal Tomas Gonzalez, Victor (8) | 9 - 7 | | | |
| 18:00 | Shot Gomez Abello, Aleix (20) saved | | | | |
| 18:20 | Goal Mem, Dika (24) | 10 - 7 | | | |
| | | 10 - 8 | | Goal Henneberg, Sebastian (99) | 19:04 |
| | | | | Missed shot Fredriksen, Magnus (23) | 20:39 |
| 20:42 | Goal Mem, Dika (24) | 11 - 8 | | | |
| | | 11 - 9 | | Goal Sandell, Lukas (11) | 21:30 |
| 21:54 | Goal Andersson (11) | 12 - 9 | | | |
| 22:57 | Shot Dolenec, Jure (23) saved | | | | |
| 23:36 | Goal Gomez Abello, Aleix (20) | 13 - 9 | | | |
| | | 13 - 10 | | Goal Pettersen, Simen Holand (9) | 24:12 |
| 24:52 | 7m Goal Cindric, Luka (25) | 14 - 10 | | | |
| | | | | Shot Pettersen (9) saved | 25:25 |
| | | | | 2 minutes suspension Pettersen (9) | 25:29 |
| | | | | Team Timeout | 26:19 |
| | | | | Shot Henneberg (99) saved | 26:30 |
| | | 14 - 11 | | Goal Ørsted, Kristian Krag (17) | 27:25 |
| 27:49 | Shot Pascual Garcia, Alex (28) saved | | | | |
| 28:51 | 2 minutes suspension Nr. 10 | | | | |
| 29:19 | Shot Andersson (11) saved | | | | |

Play-by-play 1st half

| Barça (ESP) | | | | | Elverum Handball (NOR) | |
|---|---|---|---|---|---|---|
| | | | 14 - 12 | | Goal Gudjonsson (48) | 29:40 |
| 29:42 | Team Timeout | TTO | | | | |
| 29:57 | Goal Andersson (11) | | 15 - 12 | | | |

## Play-by-play 2nd half

| Barça (ESP) | | | | | Elverum Handball (NOR) | |
|---|---|---|---|---|---|---|
| | | | 15 - 13 | | Goal Henneberg, Sebastian (99) | 30:45 |
| 31:15 | Goal Palmarsson, Aron (34) | | 16 - 13 | | | |
| | | | 16 - 14 | | Goal Henneberg, Sebastian (99) | 31:52 |
| 32:05 | Goal Mem, Dika (24) | | 17 - 14 | | | |
| | | | | | Missed shot Fredriksen, Magnus (23) | 33:08 |
| 33:41 | 7m Goal Cindric, Luka (25) | 7 | 18 - 14 | | | |
| | | | 18 - 15 | | Goal Henneberg, Sebastian (99) | 34:18 |
| 35:27 | Goal Tomas Gonzalez, Victor (8) | | 19 - 15 | | | |
| | | | | | Shot Westby (7) saved | 36:21 |
| 36:29 | Shot Mem, Dika (24) saved | | | | | |
| | | | | | Shot Sandell, Lukas (11) saved | 36:50 |
| 37:04 | Missed shot Arino Bengoechea (13) | | | | | |
| 37:38 | 2 minutes suspension Nr. 22 | 2' | | | | |
| | | | | | Shot Blonz (71) saved | 37:57 |
| 38:29 | Goal Fabregas, Ludovic (72) | | 20 - 15 | | | |
| | | | 20 - 16 | | Goal Ørsted, Kristian Krag (17) | 38:50 |
| 39:24 | Goal Cindric, Luka (25) | | 21 - 16 | | | |
| | | | 21 - 17 | | Goal Ørsted, Kristian Krag (17) | 39:38 |
| 40:13 | Missed shot Palmarsson, Aron (34) | | | | | |
| 41:15 | Goal Tomas Gonzalez, Victor (8) | | 22 - 17 | | | |
| | | | | | Shot Pettersen (9) saved | 42:13 |
| 42:17 | Goal Fabregas, Ludovic (72) | | 23 - 17 | | | |
| | | | 23 - 18 | | Goal Pettersen, Simen Holand (9) | 42:50 |
| 43:25 | Goal Cindric, Luka (25) | | 24 - 18 | | | |
| | | | 24 - 19 | | Goal Pettersen, Simen Holand (9) | 44:09 |
| | | | 24 - 20 | | Goal Sandell, Lukas (11) | 44:52 |
| 45:03 | Goal Arino Bengoechea, Aitor (13) | | 25 - 20 | | | |
| 46:44 | Missed shot Sorhaindo, Cedric (10) | | | | | |
| 46:50 | Goal Tomas Gonzalez, Victor (8) | | 26 - 20 | | | |
| | | | 26 - 21 | | Goal Solstad, Thomas Alfred (44) | 47:31 |
| 48:07 | Goal Gomez Abello, Aleix (20) | | 27 - 21 | | | |
| | | | | | Shot Henneberg (99) saved | 49:22 |
| 49:30 | 7m Goal Cindric, Luka (25) | 7 | 28 - 21 | | | |
| | | | | | Shot Gudjonsson (48) saved | 50:41 |
| 50:49 | Shot Mem, Dika (24) saved | | | | | |
| | | | | TTO | Team Timeout | 51:06 |
| 51:32 | Goal Gomez Abello, Aleix (20) | | 29 - 21 | | | |
| | | | 29 - 22 | | Goal Henneberg, Sebastian (99) | 52:02 |
| | | | | 2' | 2 minutes suspension Solstad (44) | 52:10 |
| 52:34 | Shot Sorhaindo, Cedric (10) saved | | | | | |
| 53:33 | Goal Gomez Abello, Aleix (20) | | 30 - 22 | | | |
| 54:34 | Missed shot Pascual Garcia (28) | | | | | |
| | | | | | Missed shot Henneberg (99) | 55:24 |
| 55:29 | Goal Gomez Abello, Aleix (20) | | 31 - 22 | | | |
| | | | 31 - 23 | | Goal Henneberg, Sebastian (99) | 56:07 |

Play-by-play 2nd half

| | Barça (ESP) | | | Elverum Handball (NOR) | |
|---|---|---|---|---|---|
| 56:45 | Shot N'guessan, Timothey (19) saved | | | | |
| | | 31 - 24 | | Goal Fredriksen, Magnus (23) | 57:29 |
| 57:44 | Shot N'guessan, Timothey (19) saved | | | | |
| | | | | Shot Blonz (71) saved | 57:50 |
| 58:21 | Goal Dolenec, Jure (23) | 32 - 24 | | | |
| | | | | Shot Henneberg (99) saved | 58:54 |
| 59:01 | Goal Sorhaindo, Cedric (10) | 33 - 24 | | | |
| 59:36 | Shot Entrerrios Rodriguez (9) saved | | | | |
| | | | | Missed shot Burud, Jonas (18) | 59:59 |

# Team Statistics Attack

## Barça (ESP)

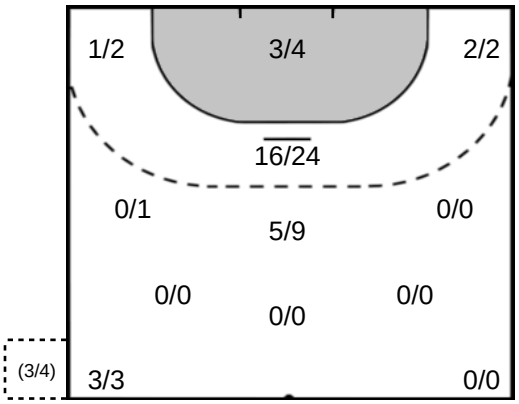


### 25 CINDRIC Luka

Goals: 7
Shots: 7
100 %

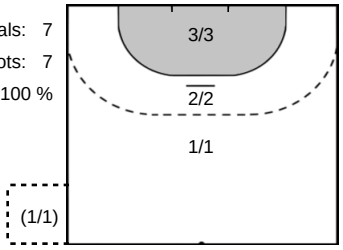


### 8 TOMAS GONZALEZ Victor

Goals: 6
Shots: 7
85 %

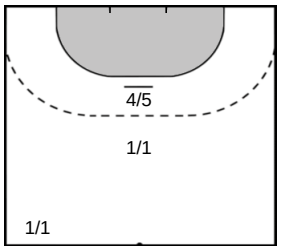


### 20 GOMEZ ABELLO Aleix

Goals: 5
Shots: 6
83 %

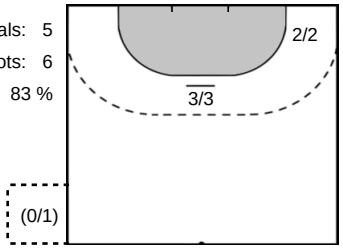


### 24 MEM Dika

Goals: 3
Shots: 5
60 %

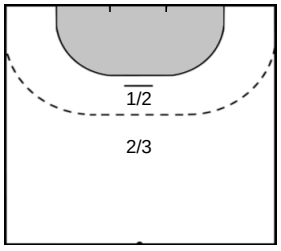


## Elverum Handball (NOR)

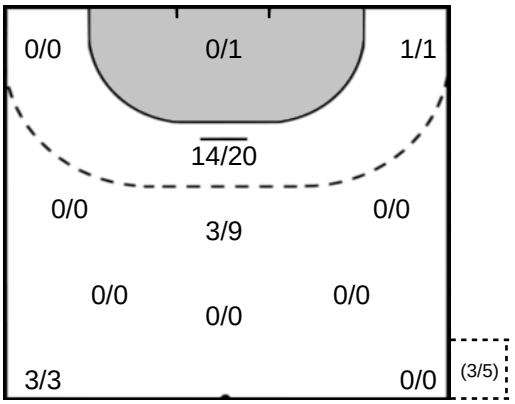


### HENNEBERG Sebastian 99

Goals: 7
Shots: 11
63 %

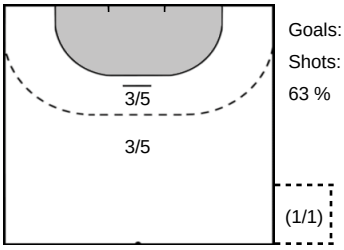


### SANDELL Lukas 11

Goals: 4
Shots: 5
80 %

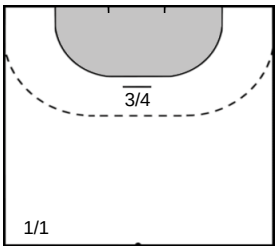


### PETTERSEN Simen Holand 9

Goals: 3
Shots: 5
60 %

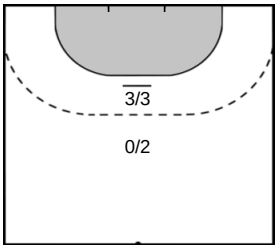


### BLONZ Alexandre Christoffersen 71

Goals: 2
Shots: 4
50 %

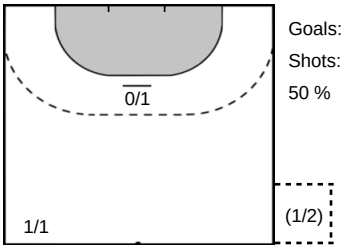

Team Statistics Attack

| Barça (ESP) | Elverum Handball (NOR) |
|---|---|

### 13 ARINO BENGOECHEA Aitor

Goals: 3
Shots: 4
75 %

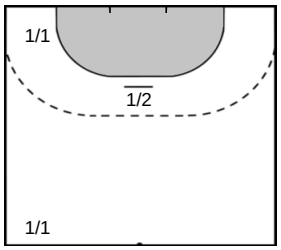


### 34 PALMARSSON Aron

Goals: 3
Shots: 4
75 %

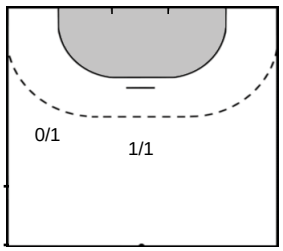


### 11 ANDERSSON Lasse Bredekjaer

Goals: 2
Shots: 3
66 %

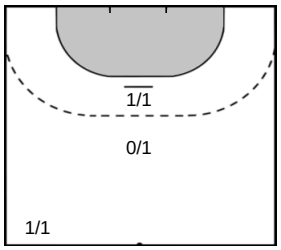


### 10 SORHAINDO Cedric

Goals: 1
Shots: 3
33 %

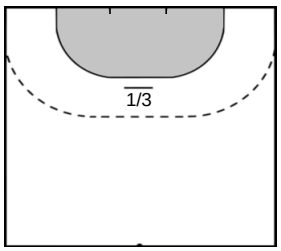


### 72 FABREGAS Ludovic

Goals: 2
Shots: 2
100 %

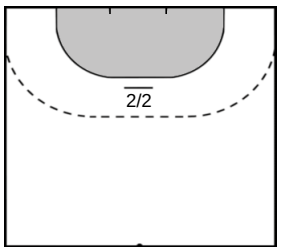


### ØRSTED Kristian Krag 17

Goals: 3
Shots: 3
100 %

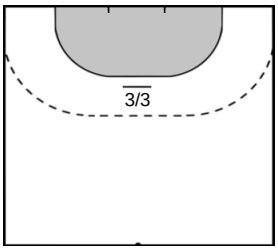


### FREDRIKSEN Magnus 23

Goals: 1
Shots: 3
33 %

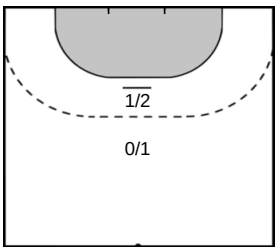


### UNASSIGNED

Goals: 1
Shots: 2
50 %

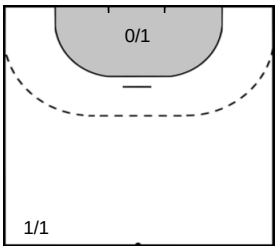


### GUDJONSSON Sigvaldi Björn 48

Goals: 1
Shots: 2
50 %

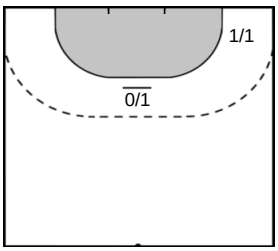


### LANGAAS Endre 20

Goals: 1
Shots: 1
100 %

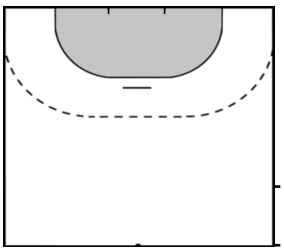

Team Statistics Attack

| Barça (ESP) | Elverum Handball (NOR) |
|---|---|

### 23 DOLENEC Jure

Goals: 1
Shots: 2
50 %

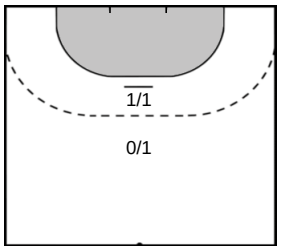


### 19 N'GUESSAN Timothey

Goals: 0
Shots: 2
0 %

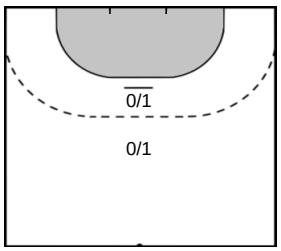


### 28 PASCUAL GARCIA Alex

Goals: 0
Shots: 2
0 %

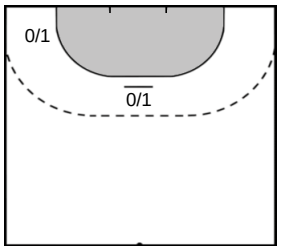


### UNASSIGNED

Goals: 0
Shots: 1
0 %

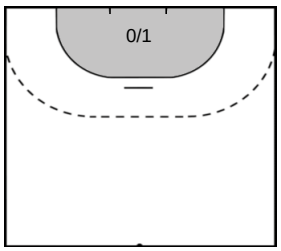


### 9 ENTRERRIOS RODRIGUEZ Raul

Goals: 0
Shots: 1
0 %

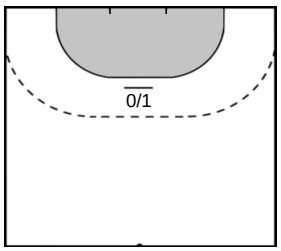


### SOLSTAD Thomas Alfred 44

Goals: 1
Shots: 1
100 %

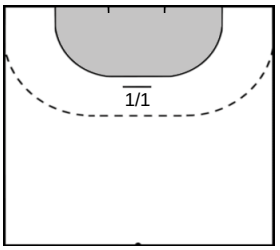


### WESTBY Alexander Ørjevik 7

Goals: 0
Shots: 1
0 %

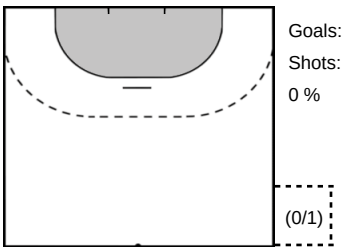


### BURUD Jonas 18

Goals: 0
Shots: 1
0 %

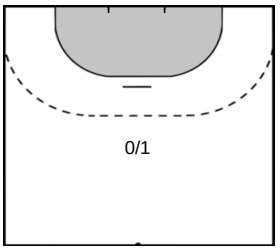

# Goalkeeper Statistics

## Barça (ESP)

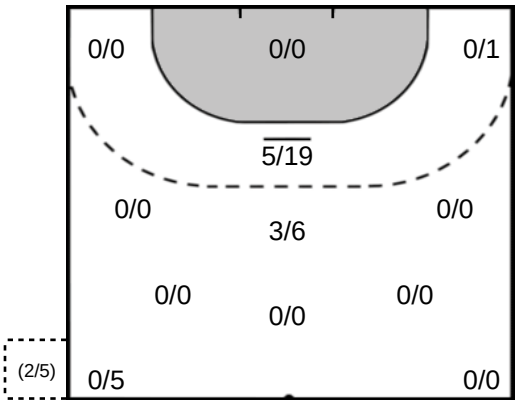


### 36 MØLLER Kevin

Saves: 10
Shots: 36
27 %

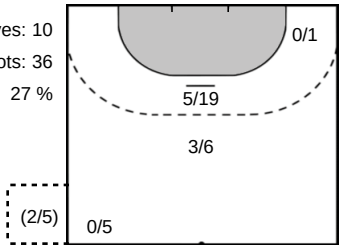


## Elverum Handball (NOR)

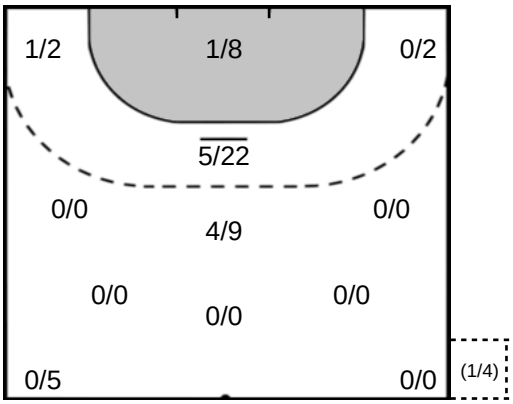


### IMSGARD Emil Kheri 12

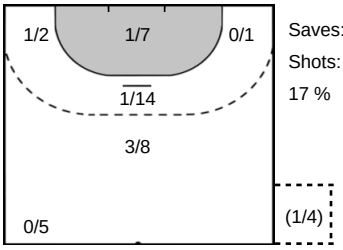


Saves: 7
Shots: 41
17 %

### FRIES Thorsten 16

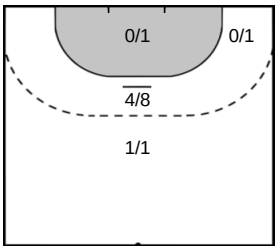


Saves: 5
Shots: 11
45 %

# Legend

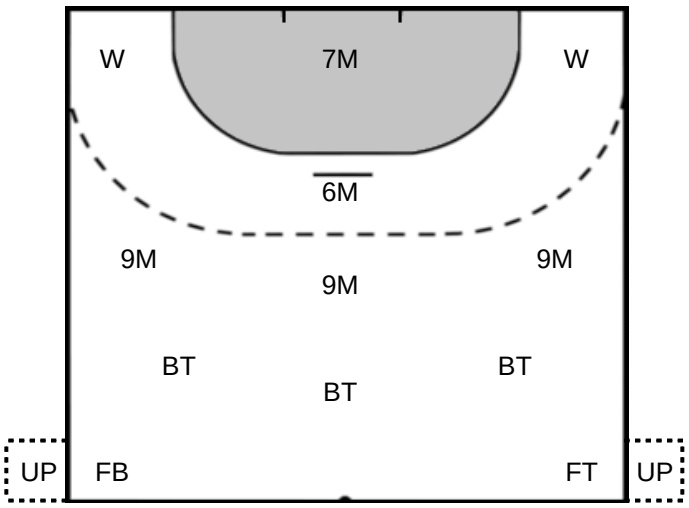


| | |
|---|---|
| **%** | Efficiency |
| **Ass.** | Assists |
| **Pos.** | Position |
| **GC.** | Goals conceded |
| **7M** | 7-metre Shots |
| **W** | Wing Shots (Right, Left) |
| **BT** | Breakthrough (Right, Center, Left) |
| **FB** | Fast Break |
| **6M** | 6-metre Shots |
| **9M** | 9-metre Shots (Right, Center, Left) |
| **FT** | Free Throw |
| **ST** | Steals |
| **BL** | Blocks |
| **YC** | Yellow Cards |
| **RC** | Red Cards |
| **BC** | Blue Cards |
| **2m** | 2 Minute Suspensions |
| **UP** | Unassigned Position |