



HUN

Györi Audi ETO KC vs HC Podravka Vegeta**37 - 17****(17 - 9)**

Match ended: 60:00



CRO

19 W517 R2
035

Referees: Marija Ilieva (MKD), Silvana Karbeska (MKD)

Throw-off: 17.11.2018, 19:30
Audi Arena Győr, Győr / HUN**Match Statistics Overview**

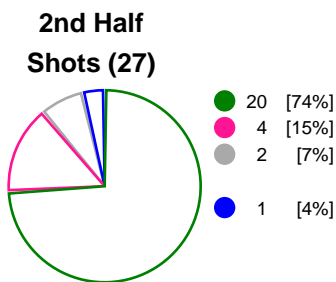
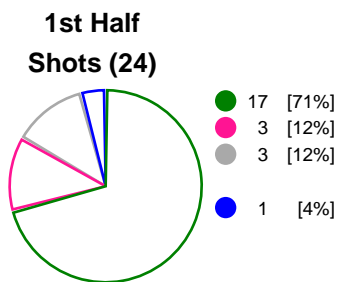
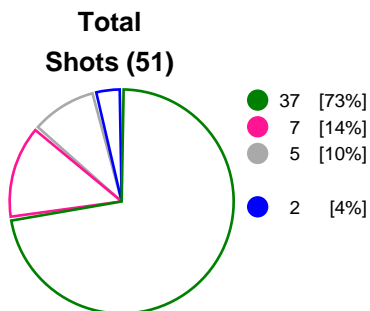
| Györi Audi ETO KC (HUN) | | | HC Podravka Vegeta (CRO) | | | |
|-------------------------|----------|----------|--------------------------|----------|----------|------------|
| Total | 1st half | 2nd half | | 2nd half | 1st half | Total |
| 37 | 17 | 20 | Goals | 8 | 9 | 17 |
| 51 | 24 | 27 | Shots | 27 | 24 | 51 |
| 73% | 71% | 74% | Shot Percentage | 30% | 38% | 33% |
| 0 | 0 | 0 | Turnovers | 0 | 0 | 0 |
| 0 | 0 | 0 | Rule Technical Fouls | 0 | 0 | 0 |
| 73% | 71% | 74% | Attack Percentage | 30% | 38% | 33% |
| 46 | 21 | 25 | Shots on Goal | 25 | 21 | 46 |
| 90% | 88% | 93% | On Target Percentage | 93% | 88% | 90% |
| 25 | 10 | 15 | Saves | 4 | 3 | 7 |
| 60% | 53% | 65% | GK Save Percentage | 17% | 15% | 16% |
| 1 | 1 | 0 | 7m Goals | 2 | 0 | 2 |
| 1 | 1 | 0 | 7m Shots | 3 | 2 | 5 |
| 100% | 100% | 0% | 7m Percentage | 66% | 0% | 40% |
| 0 | 0 | 0 | Fast Break Goals | 0 | 0 | 0 |
| 4 | 1 | 3 | Powerplay goals | 0 | 0 | 0 |
| 0 | 0 | 0 | Shorthanded goals | 0 | 2 | 2 |
| 10 | 3 | 9 | Most goals in succession | 2 | 2 | 2 |
| 3 | 3 | 0 | Yellow Cards | 0 | 3 | 3 |
| 0 | 0 | 0 | 2 min Suspension | 1 | 1 | 2 |
| 0 | 0 | 0 | Red Cards | 0 | 0 | 0 |
| 2 | 1 | 1 | Team Timeouts | 2 | 1 | 3 |



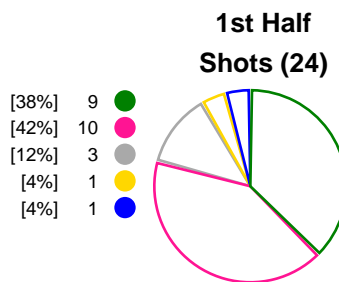
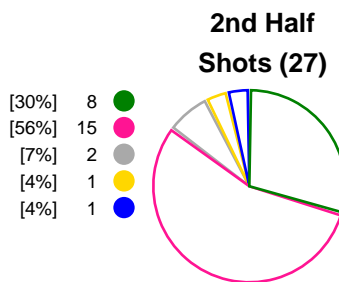
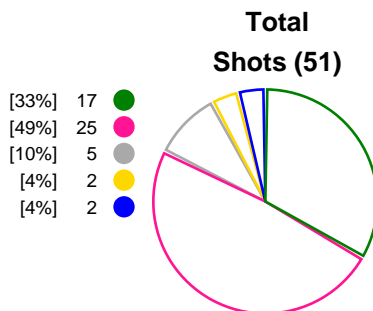
Match Statistics Shots

Györi Audi ETO KC (HUN)

HC Podravka Vegeta (CRO)



● Goals ● Saves ● Missed ● Posts ● Blocks



Player Statistics: Györi Audi ETO KC (HUN)

| Goalkeeper | Total | | | | All Saves/Shots | | | | | |
|------------------------------|-----------|-----------|-----------|-----------|------------------|--------------------|------------------|------------------|----|----|
| No. Name | Saves | Shots | % | GC | 7M | 6M | 9M | Wing | BT | FB |
| 12 LEYNAUD Amandine Suzanne | 8 | 14 | 57 | 6 | 0% (0/2) | 70% (7/10) | 100% (1/1) | 0% (0/1) | | |
| 73 KISS Eva | 10 | 20 | 50 | 10 | 100% (1/1) | 50% (5/10) | 75% (3/4) | 20% (1/5) | | |
| 85 GRIMSBØ Kari Aalvik (NOR) | 7 | 10 | 70 | 3 | | 75% (6/8) | 100% (1/1) | 0% (0/1) | | |
| TOTALS | 25 | 44 | 57 | 19 | 33% (1/3) | 64% (18/28) | 83% (5/6) | 14% (1/7) | | |

| Player | Total | | | All Goals/Shots | | | | | | | | | Additional | | | Punishments | | |
|-----------------------------------|-------|-----------|-----------|-----------------|------------|-------------|--------------|-------------|------------|----|----|------|------------|----|----------|-------------|----|--|
| No. Name | Pos. | Goals | Shots | % | 7M | 7M% | 6M | 9M | Wing | BT | FB | Ass. | ST | BL | YC | 2m | RC | |
| 3 KNEDLIKOVA Jana (CZE) | | 3 | 3 | 100 | | | 3/3 | | | | | | | | | | | |
| 4 AFENTALER Sara | | 1 | 2 | 50 | | | 0/1 | 1/1 | | | | | | | | | | |
| 6 VARGA Emöke | | 1 | 1 | 100 | | | 1/1 | | | | | | | | | | | |
| 7 BRATTSET Kari Skaar (NOR) | | 3 | 3 | 100 | | | 3/3 | | | | | | 1 | | 1 | | | |
| 8 HANSEN Anne Mette (DEN) | | 4 | 6 | 67 | | | 3/3 | 1/3 | | | | | 1 | | | | | |
| 12 LEYNAUD Amandine Suzanne | | 0 | 0 | 0 | | | | | | | | | | | | | | |
| 13 GÖRBICZ Anita | | 4 | 6 | 67 | | | 1/3 | 3/3 | | | | | | | | | | |
| 15 OFTEDAL Stine Bredal (NOR) | | 0 | 0 | 0 | | | | | | | | | | | | | | |
| 18 AMORIM TALESKA Eduarda Idalina | | 5 | 8 | 62 | | | 3/5 | 2/3 | | | | | | | | | | |
| 21 KRISTIANSEN Veronica Egebakken | | 6 | 8 | 75 | | | 5/5 | 1/3 | | | | | 1 | | 1 | | | |
| 27 GROOT Cornelia Nycke (NED) | | 4 | 4 | 100 | 1/1 | 100% | 3/3 | | | | | | | | 1 | | | |
| 32 FODOR Csenge | | 1 | 3 | 33 | | | | | 1/3 | | | | 1 | | | | | |
| 33 BODI Bernadett | | 4 | 5 | 80 | | | 1/1 | 1/1 | 2/3 | | | | | | | | | |
| 57 PUHALAK Szidonia | | 1 | 2 | 50 | | | | | 1/2 | | | | 2 | | | | | |
| 73 KISS Eva | | 0 | 0 | 0 | | | | | | | | | | | | | | |
| 85 GRIMSBØ Kari Aalvik (NOR) | | 0 | 0 | 0 | | | | | | | | | | | | | | |
| Player TOTALS | | 37 | 51 | 73 | 1/1 | 100% | 23/28 | 9/14 | 4/8 | | | | 6 | | 3 | | | |

| Officials | Punishments | | |
|------------------|-------------|----|----------|
| No. Name | YC | 2m | RC |
| A DANYI Gabor | | | |
| B ZOVKO Zdravko | | | |
| C BALOGH Peter | | | |
| D DEVECSERI Adam | | | |
| TEAM | | | |
| TOTALS | | | 3 |



Player Statistics: HC Podravka Vegeta (CRO)














































| Goalkeeper | Total | | | | All Saves/Shots | | | | | |
|-------------------------|----------|-----------|-----------|-----------|-----------------|------------------|-------------------|------------------|----|----|
| No. Name | Saves | Shots | % | GC | 7M | 6M | 9M | Wing | BT | FB |
| 1 TUCAKOVIC Antonia | 2 | 15 | 13 | 13 | | 11% (1/9) | 0% (0/4) | 50% (1/2) | | |
| 12 RISOVIC Jovana (SRB) | 3 | 20 | 15 | 17 | 0% (0/1) | 9% (1/11) | 0% (0/3) | 40% (2/5) | | |
| 16 ECIMOVIC Magdalena | 2 | 10 | 20 | 8 | | 0% (0/6) | 33% (1/3) | 100% (1/1) | | |
| TOTALS | 7 | 45 | 16 | 38 | 0% (0/1) | 7% (2/26) | 10% (1/10) | 50% (4/8) | | |

| Player | Total | | | | All Goals/Shots | | | | | | | | Additional | | | Punishments | |
|------------------------------|-------|-----------|-----------|-----------|-----------------|------------|-------------|------------|------------|----|----|------|------------|----|----------|-------------|----------|
| No. Name | Pos. | Goals | Shots | % | 7M | 7M% | 6M | 9M | Wing | BT | FB | Ass. | ST | BL | YC | 2m | RC |
| 1 TUCAKOVIC Antonia | | 0 | 0 | 0 | | | | | | | | | | | | | |
| 2 ZADRAVEC Nikolina | | 2 | 2 | 100 | | | 1/1 | | 1/1 | | | | | | | | |
| 3 TURK Ana | | 3 | 5 | 60 | | | | 0/1 | 3/4 | | | | 1 | | 1 | | |
| 4 HOLESOVA Maria (SVK) | | 2 | 4 | 50 | | | 1/2 | | 1/2 | | | | | | | | |
| 5 KARLOVCAN Korina | | 1 | 3 | 33 | | | 0/1 | | 1/1 | | | | | | | | |
| 6 POPOVIC Elena | | 1 | 2 | 50 | 1/1 | 100% | 0/1 | | | | | | | | | | |
| 8 MILOSEVIC Selena | | 0 | 9 | 0 | | | 0/8 | 0/1 | | | | | | | | | |
| 9 DZONO Dragica | | 0 | 0 | 0 | | | | | | | | | | | 1 | | |
| 10 MILOSAVLJEVIC Dejana | | 1 | 4 | 25 | | | 1/3 | 0/1 | | | | | 1 | | | | |
| 12 RISOVIC Jovana (SRB) | | 0 | 0 | 0 | | | | | | | | | | | | | |
| 14 FRANUSIC Lea | | 1 | 5 | 20 | 1/2 | 50% | 0/2 | 0/1 | | | | | 1 | | | | |
| 16 ECIMOVIC Magdalena | | 0 | 0 | 0 | | | | | | | | | | | | | |
| 29 CHIGIRINOVA Natalia (RUS) | | 4 | 8 | 50 | 0/1 | 0% | 3/6 | 1/1 | | | | | | | | | |
| 30 IKHNEVA Alena (RUS) | | 1 | 3 | 33 | | | 1/2 | 0/1 | | | | | | | | | 1 |
| 31 DEBELIC Ana | | 1 | 3 | 33 | | | 1/3 | | | | | | 1 | | 1 | | |
| 73 YEZHAYKAVA Karyna (BLR) | | 0 | 3 | 0 | 0/1 | 0% | 0/2 | | | | | | | | | | 1 |
| Player TOTALS | | 17 | 51 | 33 | 2/5 | 40% | 8/31 | 1/6 | 6/8 | | | | 4 | | 3 | | 2 |

| Officials | Punishments | | |
|--------------------|-------------|----------|----|
| No. Name | YC | 2m | RC |
| A SMILJANEC Nenad | | | |
| B SARACEVIC Zlatko | | | |
| C STANCIN Barbara | | | |
| D SAVIC Bojan | | | |
| TEAM | | | |
| TOTALS | 3 | 2 | |













Play-by-play 1st half

| Györi Audi ETO KC (HUN) | | HC Podravka Vegeta (CRO) | |
|-------------------------|--|--------------------------|--|
| 00:35 | Missed shot Hansen, Anne Mette (8)  | 0 - 1 |  Goal Holesova, Maria (4) |
| 00:56 | Goal Amorim Taleska (18)  | 1 - 1 | |
| | | |  Shot Yezhykava, Karyna (73) saved |
| | | |  Yellow card Dzono, Dragica (9) |
| 02:23 | 7m Goal Groot, Cornelia Nycke (27)  | 2 - 1 | |
| | | |  Shot Debelic, Ana (31) saved |
| 04:02 | Goal Bodi, Bernadett (33)  | 3 - 1 | |
| | | 3 - 2 |  Goal Turk, Ana (3) |
| 04:30 | Goal Groot, Cornelia Nycke (27)  | 4 - 2 | |
| | | |  Yellow card Debelic, Ana (31) |
| | | |  Shot Chigirinova, Natalia (29) saved |
| 05:15 | Shot Amorim Taleska (18) saved  | | |
| 05:30 | Goal Bodi, Bernadett (33)  | 5 - 2 | |
| | | |  Missed shot Milosevic, Selena (8) |
| 06:06 | Goal Hansen, Anne Mette (8)  | 6 - 2 | |
| | | |  Team Timeout |
| 06:51 | Yellow card Brattset, Kari Skaar (7)  | | |
| | | |  7m Shot Chigirinova, Natalia (29) saved |
| | | 6 - 3 |  Goal Chigirinova, Natalia (29) |
| 08:22 | Goal Bodi, Bernadett (33)  | 7 - 3 | |
| | | |  Yellow card Turk, Ana (3) |
| | | |  Shot Milosevic, Selena (8) saved |
| 09:22 | Shot Bodi, Bernadett (33) saved  | | |
| 09:57 | Goal Puhalak, Szidonia (57)  | 8 - 3 | |
| 10:41 | Yellow card Groot (27)  | | |
| | | |  Missed shot Turk, Ana (3) |
| 11:28 | Goal Amorim Taleska (18)  | 9 - 3 | |
| | | |  Shot Holesova, Maria (4) saved |
| | | 9 - 4 |  Goal Ikhneva, Alena (30) |
| 12:53 | Goal Hansen, Anne Mette (8)  | 10 - 4 | |
| | | |  Shot Milosevic, Selena (8) saved |
| 14:40 | Missed shot Hansen, Anne Mette (8)  | | |
| | | |  Shot Milosavljevic (10) saved |
| | | 10 - 5 |  Goal Holesova, Maria (4) |
| 16:08 | Shot Puhalak, Szidonia (57) saved  | | |
| | | 10 - 6 |  Goal Milosavljevic, Dejana (10) |
| 16:59 | Team Timeout  | | |
| 17:30 | Goal Hansen, Anne Mette (8)  | 11 - 6 | |
| | | |  Shot Turk, Ana (3) saved |
| 19:04 | Goal Knedlikova, Jana (3)  | 12 - 6 | |
| 19:30 | Goal Amorim Taleska (18)  | 13 - 6 | |
| | | |  2 minutes suspension Nr. 73 |
| | | 13 - 7 |  Goal Turk, Ana (3) |
| 20:44 | Goal Kristiansen (21)  | 14 - 7 | |



Play-by-play 1st half

| Györi Audi ETO KC (HUN) | | HC Podravka Vegeta (CRO) | |
|-------------------------|---|--------------------------|--|
| | | 14 - 8 |  Goal Chigirinova, Natalia (29) 21:12 |
| 21:26 | Missed shot Amorim Taleska (18)  | | |
| 21:52 | Goal Hansen, Anne Mette (8)  | 15 - 8 | |
| 22:25 | Yellow card Kristiansen (21)  | | |
| | | |  Missed shot Chigirinova (29) 22:43 |
| 25:09 | Goal Kristiansen (21)  | 16 - 8 | |
| | | |  Shot Holesova, Maria (4) saved 25:56 |
| | | 16 - 9 |  Goal Turk, Ana (3) 26:52 |
| 29:16 | Goal Görbicz, Anita (13)  | 17 - 9 | |
| | | |  7m Shot on post Yezhykava, Karyna (73) 29:48 |














Play-by-play 2nd half

| Györi Audi ETO KC (HUN) | | HC Podravka Vegeta (CRO) | |
|-------------------------|---------------------------------|---|---------|
| | | 2 minutes suspension Ikhneva (30) | 30:46 |
| 32:01 | Goal Brattset, Kari Skaar (7) | | 18 - 9 |
| 32:15 | Goal Bodi, Bernadett (33) | | 19 - 9 |
| 32:30 | Goal Amorim Taleska (18) | | 20 - 9 |
| | | Team Timeout | 32:42 |
| 33:49 | Shot Amorim Taleska (18) saved | | |
| 34:13 | Goal Amorim Taleska (18) | | 21 - 9 |
| 35:46 | Goal Brattset, Kari Skaar (7) | | 22 - 9 |
| | | Team Timeout | 36:15 |
| | | Shot Milosavljevic (10) saved | 36:40 |
| | | Shot Milosevic, Selena (8) saved | 37:41 |
| | | Shot Popovic, Elena (6) saved | 37:50 |
| 37:58 | Shot Fodor, Csenge (32) saved | | |
| 38:52 | Goal Brattset, Kari Skaar (7) | | 23 - 9 |
| | | Shot Milosevic, Selena (8) saved | 39:20 |
| 39:26 | Goal Groot, Cornelia Nycke (27) | | 24 - 9 |
| 40:05 | Goal Groot, Cornelia Nycke (27) | | 25 - 9 |
| | | Shot Milosevic, Selena (8) saved | 40:48 |
| | | Shot Yezhykava, Karyna (73) saved | 41:59 |
| 42:10 | Goal Fodor, Csenge (32) | | 26 - 9 |
| | | 26 - 10 Goal Karlovcan, Korina (5) | 42:38 |
| 43:02 | Team Timeout | | |
| 43:13 | Goal Kristiansen (21) | | 27 - 10 |
| | | Shot Ikhneva, Alena (30) saved | 43:42 |
| 44:40 | Goal Görbicz, Anita (13) | | 28 - 10 |
| | | 28 - 11 Goal Chigirinova, Natalia (29) | 44:50 |
| 45:19 | Goal Kristiansen (21) | | 29 - 11 |
| | | Shot Debelic, Ana (31) saved | 46:13 |
| 46:57 | Missed shot Görbicz, Anita (13) | | |
| | | 29 - 12 7m Goal Popovic, Elena (6) | 47:07 |
| | | Shot Ikhneva, Alena (30) saved | 48:14 |
| | | Shot Franusic, Lea (14) saved | 48:52 |
| 49:02 | Goal Kristiansen (21) | | 30 - 12 |
| | | Missed shot Karlovcan, Korina (5) | 49:40 |
| 49:58 | Goal Görbicz, Anita (13) | | 31 - 12 |
| | | Shot Milosevic, Selena (8) saved | 50:47 |
| 50:55 | Goal Görbicz, Anita (13) | | 32 - 12 |
| 51:48 | Goal Knedlikova, Jana (3) | | 33 - 12 |
| | | 33 - 13 Goal Chigirinova, Natalia (29) | 52:13 |
| 52:54 | Goal Knedlikova, Jana (3) | | 34 - 13 |
| | | 34 - 14 Goal Debelic, Ana (31) | 53:27 |
| | | 34 - 15 Goal Zadravec, Nikolina (2) | 54:13 |
| 54:35 | Goal Afentaler, Sara (4) | | 35 - 15 |
| | | Shot Franusic, Lea (14) saved | 54:46 |
| 54:55 | Shot Fodor, Csenge (32) saved | | |



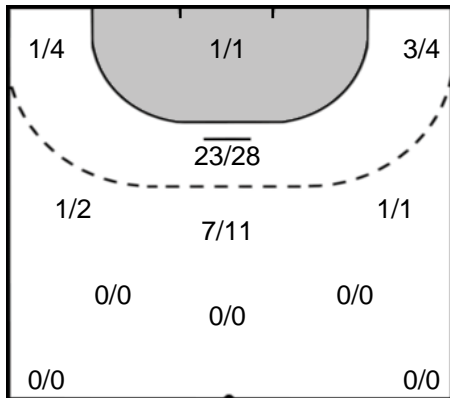
Play-by-play 2nd half

| Györi Audi ETO KC (HUN) | | HC Podravka Vegeta (CRO) | |
|-------------------------|---|--|-------|
| | 35 - 16 |  7m Goal Franusic, Lea (14) | 55:56 |
| | 35 - 17 |  Goal Zadavec, Nikolina (2) | 56:57 |
| 57:14 | Missed shot Kristiansen (21)  |  Shot Franusic, Lea (14) saved | 57:22 |
| 57:33 | Shot Kristiansen (21) saved  |  Shot Karlovcan, Korina (5) saved | 58:26 |
| 58:40 | Goal Kristiansen (21)  36 - 17 |  Shot Chigirinova, Natalia (29) saved | 59:29 |
| | |  Missed shot Milosavljevic (10) | 59:43 |
| | |  7m Shot on post Franusic, Lea (14) | 59:50 |
| 59:59 | Goal Varga, Emöke (6)  37 - 17 | | |

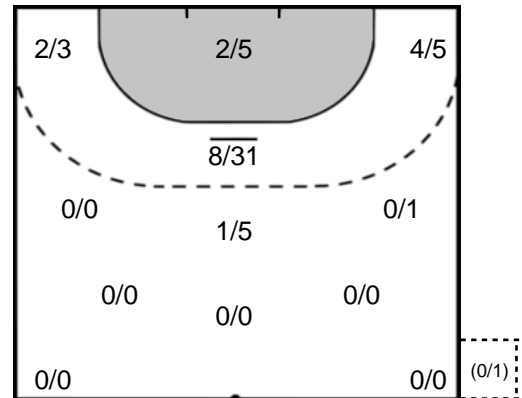


Team Statistics Attack

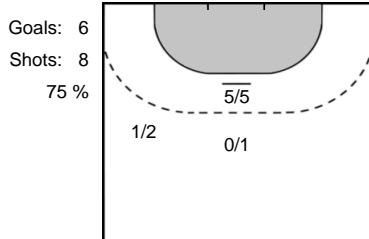
Györi Audi ETO KC (HUN)



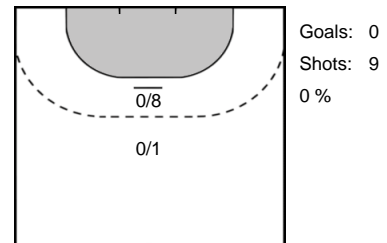
HC Podravka Vegeta (CRO)



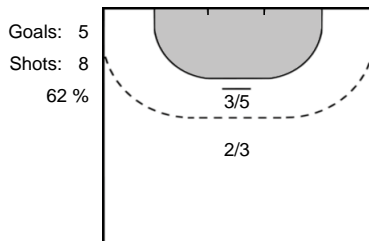
21 KRISTIANSEN Veronica Egebakken



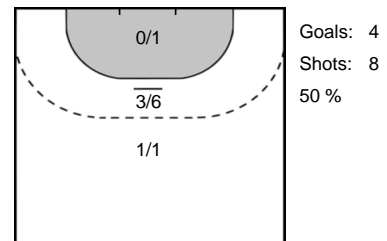
MILOSEVIC Selena 8



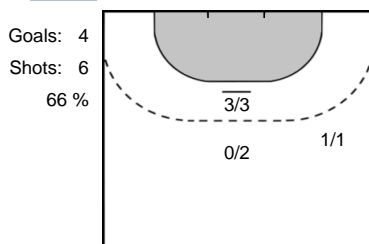
18 AMORIM TALESKA Eduarda Idalina



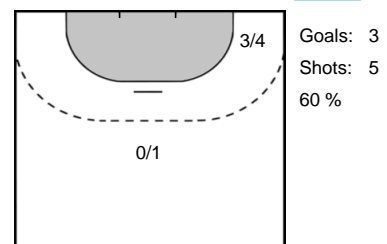
CHIGIRINOVA Natalia 29



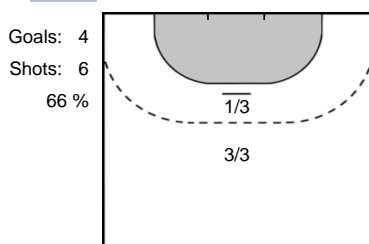
8 HANSEN Anne Mette



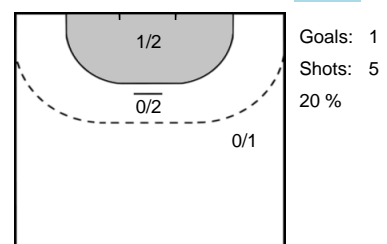
TURK Ana 3



13 GÖRBICZ Anita



FRANUSIC Lea 14



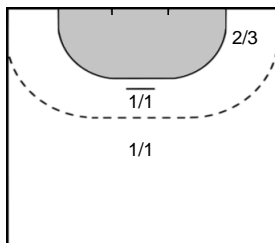
Team Statistics Attack

Györi Audi ETO KC (HUN)

HC Podravka Vegeta (CRO)

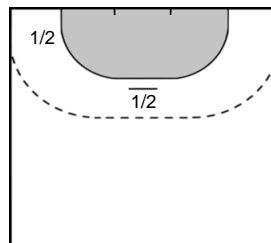
33 BODI
Bernadett

Goals: 4
Shots: 5
80 %



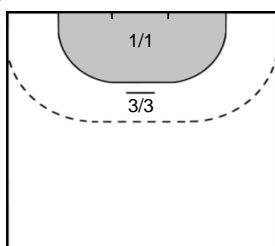
HOLESOVA
Maria **4**

Goals: 2
Shots: 4
50 %



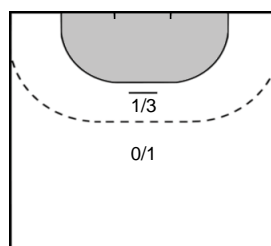
27 GROOT
Cornelia Nycke

Goals: 4
Shots: 4
100 %



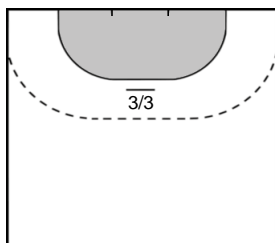
MILOSAVLJEVIC
Dejana **10**

Goals: 1
Shots: 4
25 %



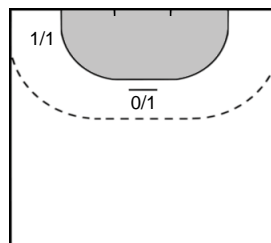
3 KNEDLIKOVA
Jana

Goals: 3
Shots: 3
100 %



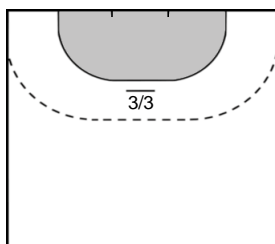
KARLOVCAN
Korina **5**

Goals: 1
Shots: 3
33 %



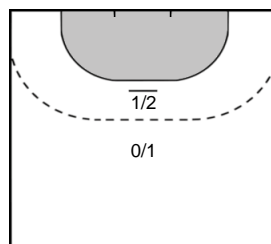
7 BRATTSET
Kari Skaar

Goals: 3
Shots: 3
100 %



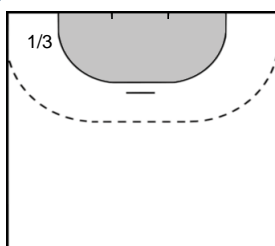
IKHNEVA
Alena **30**

Goals: 1
Shots: 3
33 %



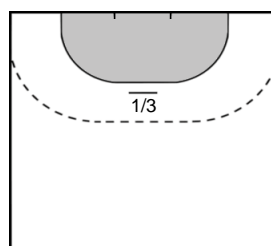
32 FODOR
Csenge

Goals: 1
Shots: 3
33 %



DEBELIC
Ana **31**

Goals: 1
Shots: 3
33 %



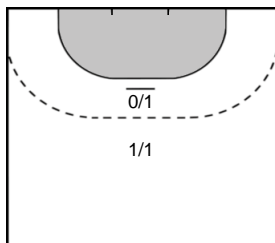
Team Statistics Attack

Györi Audi ETO KC (HUN)

HC Podravka Vegeta (CRO)

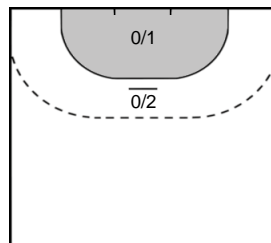
4 AFENTALER
Sara

Goals: 1
Shots: 2
50 %



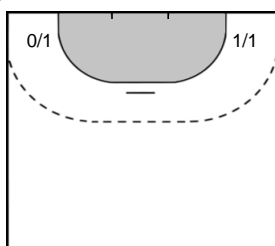
YEZHYSKAVA
Karyna **73**

Goals: 0
Shots: 3
0 %



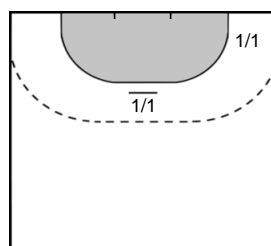
57 PUHALAK
Szidonia

Goals: 1
Shots: 2
50 %



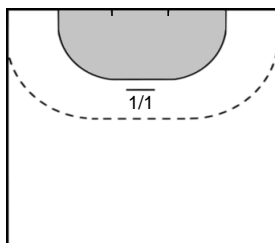
ZADRAVEC
Nikolina **2**

Goals: 2
Shots: 2
100 %



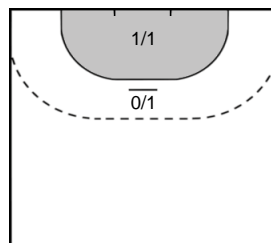
6 VARGA
Emöke

Goals: 1
Shots: 1
100 %



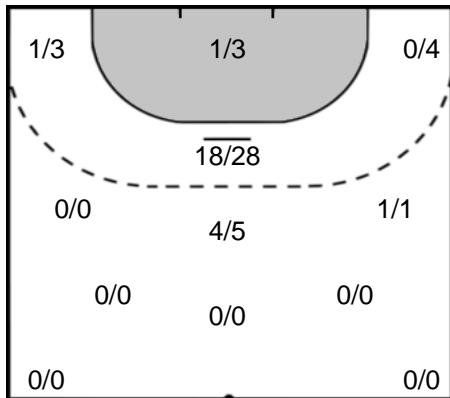
POPOVIC
Elena **6**

Goals: 1
Shots: 2
50 %

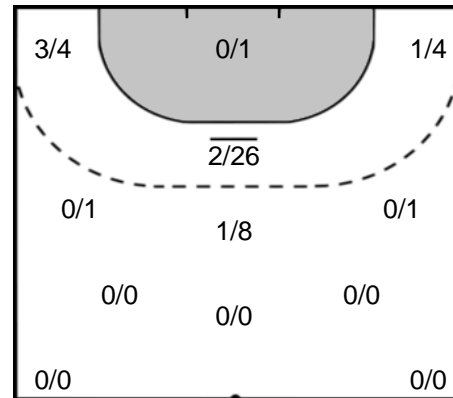


Goalkeeper Statistics

Györi Audi ETO KC (HUN)

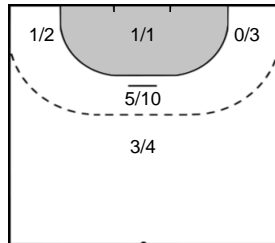


HC Podravka Vegeta (CRO)



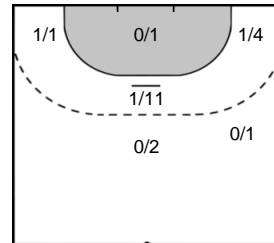
73 KISS
Eva

Saves: 10
Shots: 20
50 %



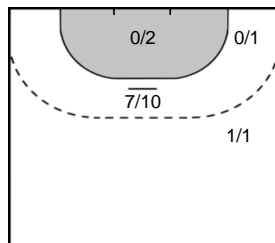
12 RISOVIC
Jovana

Saves: 3
Shots: 20
15 %



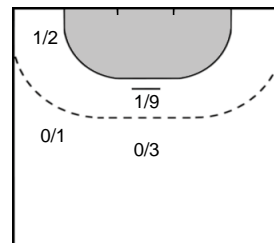
12 LEYNAUD
Amandine Suzanne Monique

Saves: 8
Shots: 14
57 %



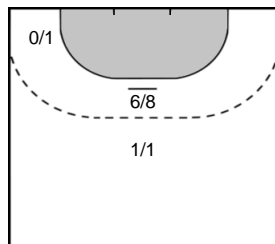
1 TUCAKOVIC
Antonia

Saves: 2
Shots: 15
13 %



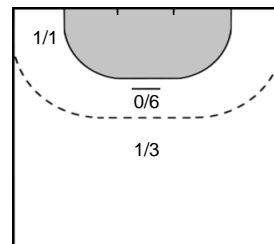
85 GRIMSBØ
Kari Aalvik

Saves: 7
Shots: 10
70 %

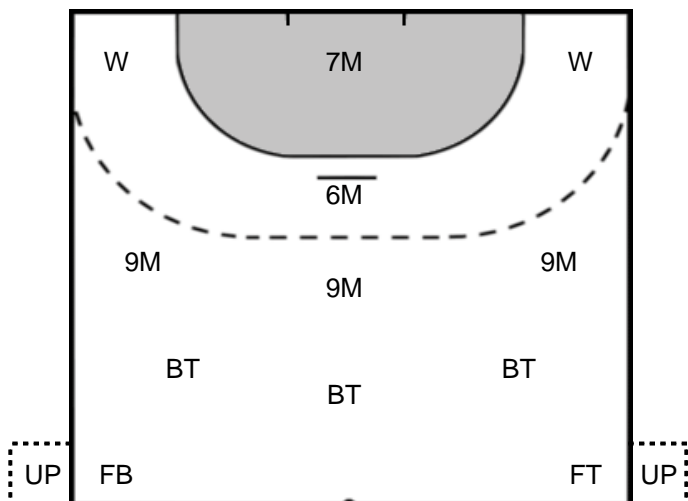


16 ECIMOVIC
Magdalena

Saves: 2
Shots: 10
20 %



Legend



- %** Efficiency
- Ass.** Assists
- Pos.** Position
- GC.** Goals conceded
- 7M** 7-metre Shots
- W** Wing Shots (Right, Left)
- BT** Breakthrough (Right, Center, Left)
- FB** Fast Break
- 6M** 6-metre Shots
- 9M** 9-metre Shots (Right, Center, Left)
- FT** Free Throw
- ST** Steals
- BL** Blocks
- YC** Yellow Cards
- RC** Red Cards
- BC** Blue Cards
- 2m** 2 Minute Suspensions
- UP** Unassigned Position

