



GER

19 M518 R4
011

Rhein-Neckar Löwen vs HBC Nantes

34 - 32

(18 - 16)

Match ended: 60:00



FRA

Throw-off: 20.03.2019, 19:00
SAP Arena, Mannheim / GER

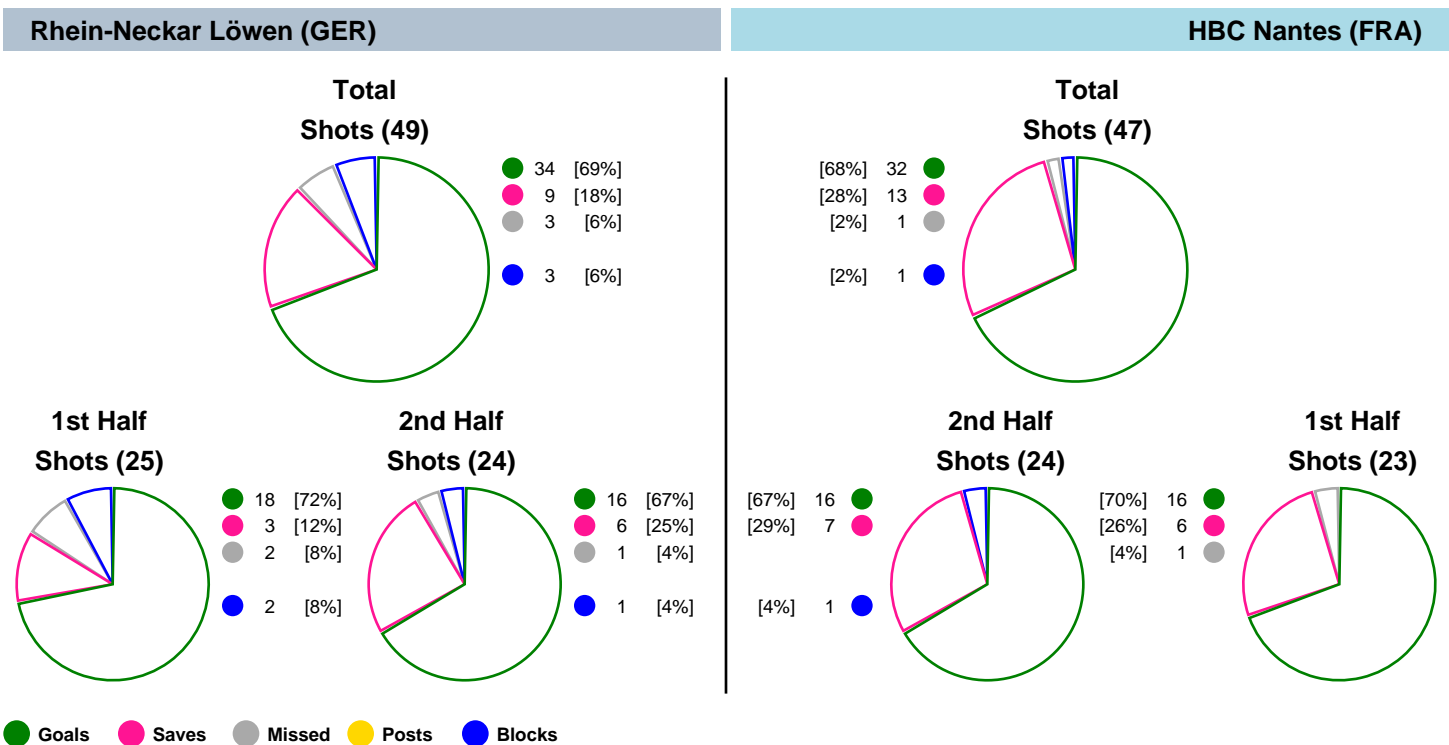
Referees: Andreu Marin (ESP), Ignacio Garcia Serradilla (ESP)

Match Statistics Overview

| Rhein-Neckar Löwen (GER) | | | HBC Nantes (FRA) | | | |
|--------------------------|----------|----------|--------------------------|----------|-------|-------------|
| Total | 1st half | 2nd half | 2nd half | 1st half | Total | |
| 34 | 18 | 16 | Goals | 16 | 16 | 32 |
| 49 | 25 | 24 | Shots | 24 | 23 | 47 |
| 69% | 72% | 67% | Shot Percentage | 67% | 70% | 68% |
| 0 | 0 | 0 | Turnovers | 0 | 0 | 0 |
| 0 | 0 | 0 | Rule Technical Fouls | 0 | 0 | 0 |
| 69% | 72% | 67% | Attack Percentage | 67% | 70% | 68% |
| 46 | 23 | 23 | Shots on Goal | 24 | 22 | 46 |
| 94% | 92% | 96% | On Target Percentage | 100% | 96% | 98% |
| 13 | 6 | 7 | Saves | 6 | 3 | 9 |
| 29% | 27% | 30% | GK Save Percentage | 27% | 14% | 21% |
| 4 | 3 | 1 | 7m Goals | 0 | 2 | 2 |
| 4 | 3 | 1 | 7m Shots | 0 | 2 | 2 |
| 100% | 100% | 100% | 7m Percentage | 0% | 100% | 100% |
| 0 | 0 | 0 | Fast Break Goals | 0 | 0 | 0 |
| 1 | 1 | 0 | Powerplay goals | 4 | 4 | 8 |
| 6 | 3 | 3 | Shorthanded goals | 0 | 1 | 1 |
| 3 | 3 | 3 | Most goals in succession | 3 | 2 | 3 |
| 2 | 2 | 0 | Yellow Cards | 0 | 1 | 1 |
| 4 | 2 | 2 | 2 min Suspension | 0 | 1 | 1 |
| 0 | 0 | 0 | Red Cards | 0 | 0 | 0 |
| 3 | 1 | 2 | Team Timeouts | 2 | 1 | 3 |



Match Statistics Shots



Player Statistics: Rhein-Neckar Löwen (GER)

| Goalkeeper | Total | | | | All Saves/Shots | | | | | |
|--------------------------|-----------|-----------|-----------|-----------|-----------------|-------------------|-------------------|------------------|----|----|
| No. Name | Saves | Shots | % | GC | 7M | 6M | 9M | Wing | BT | FB |
| 1 APPELGREN Mikael (SWE) | 10 | 28 | 36 | 18 | 0% (0/1) | 27% (5/18) | 50% (2/4) | 60% (3/5) | | |
| 12 PALICKA Andreas (SWE) | 3 | 17 | 18 | 14 | 0% (0/1) | 11% (1/9) | 33% (2/6) | 0% (0/1) | | |
| TOTALS | 13 | 45 | 29 | 32 | 0% (0/2) | 22% (6/27) | 40% (4/10) | 50% (3/6) | | |

| Player | Total | | | | All Goals/Shots | | | | | | | | Additional | | | Punishments | |
|---------------------------------|-------|-----------|-----------|-----------|-----------------|-------------|--------------|-------------|------------|----|----|------|------------|----|----------|-------------|----|
| No. Name | Pos. | Goals | Shots | % | 7M | 7M% | 6M | 9M | Wing | BT | FB | Ass. | ST | BL | YC | 2m | RC |
| 1 APPELGREN Mikael (SWE) | | 0 | 0 | 0 | | | | | | | | | | | | | |
| 2 SCHMID Andre (SUI) | | 8 | 14 | 57 | 3/3 | 100% | 2/3 | 3/8 | | | | | | | | | |
| 5 LIPOVINA Vladan (MNE) | | 2 | 4 | 50 | | | 0/1 | 2/3 | | | | | | | | | |
| 9 SIGURDSSON Gudjon Valur (ISL) | | 4 | 4 | 100 | | | 3/3 | | 1/1 | | | | | | | | |
| 12 PALICKA Andreas (SWE) | | 0 | 0 | 0 | | | | | | | | | | | | | |
| 14 RADIVOJEVIC Bogdan (SRB) | | 0 | 0 | 0 | | | | | | | | | | | | | |
| 20 ABUTOVIC Ilija (SRB) | | 0 | 0 | 0 | | | | | | | | | | | 1 | 1 | |
| 22 MENSAH LARSEN Mads (DEN) | | 0 | 1 | 0 | | | 0/1 | | | | | | | | | | 1 |
| 23 FÄTH Steffen | | 2 | 3 | 67 | | | 0/1 | 2/2 | | | | | | | | | |
| 24 GROETZKI Patrick | | 2 | 2 | 100 | | | | | 2/2 | | | | | | | | |
| 28 TALESKI Filip (MKD) | | 0 | 0 | 0 | | | | | | | | | | | | | 1 |
| 30 GUARDIOLA VILLAPLANA Gedeon | | 2 | 2 | 100 | | | 2/2 | | | | | | | | | | |
| 32 PETERSSON Alexander (ISL) | | 3 | 7 | 43 | | | 2/5 | 1/2 | | | | | | | 1 | | |
| 80 KOHLBACHER Jannik | | 11 | 12 | 92 | 1/1 | 100% | 10/11 | | | | | | 1 | | | | 1 |
| 98 KESSLER Maximilian | | 0 | 0 | 0 | | | | | | | | | | | | | |
| Player TOTALS | | 34 | 49 | 69 | 4/4 | 100% | 19/27 | 8/15 | 3/3 | | | | 1 | | 2 | 4 | |

| Officials | Punishments | | |
|--------------------|-------------|----------|----|
| No. Name | YC | 2m | RC |
| A ROGGISCH Oliver | | | |
| B JACOBSEN Nikolaj | | | |
| C RAAB Sven | | | |
| TEAM | | | |
| TOTALS | 2 | 4 | |



Player Statistics: HBC Nantes (FRA)














































| Goalkeeper | Total | | | | All Saves/Shots | | | | | |
|-------------------|----------|-----------|-----------|-----------|-----------------|-------------------|-------------------|-----------------|----|----|
| No. Name | Saves | Shots | % | GC | 7M | 6M | 9M | Wing | BT | FB |
| 12 BONNEFOI Kevin | 5 | 22 | 23 | 17 | 0% (0/3) | 25% (3/12) | 40% (2/5) | 0% (0/2) | | |
| 16 SIFFERT Arnaud | 4 | 21 | 19 | 17 | 0% (0/1) | 16% (2/12) | 28% (2/7) | 0% (0/1) | | |
| TOTALS | 9 | 43 | 21 | 34 | 0% (0/4) | 20% (5/24) | 33% (4/12) | 0% (0/3) | | |

| Player | Total | | | | All Goals/Shots | | | | | | | Additional | | | Punishments | | | |
|-------------------------------|-------|-----------|-----------|-----------|-----------------|-------------|--------------|-------------|------------|----|----|------------|----------|----|-------------|----|----|----------|
| No. Name | Pos. | Goals | Shots | % | 7M | 7M% | 6M | 9M | Wing | BT | FB | Ass. | ST | BL | YC | 2m | RC | |
| 2 LAGARDE Romain | | 5 | 6 | 83 | | | 3/3 | 2/3 | | | | | | | | | | |
| 3 DELECROIX Florian | | 0 | 0 | 0 | | | | | | | | | | | | | | |
| 5 GUILLO Romaric | | 0 | 0 | 0 | | | | | | | | | | | | | | |
| 6 NYOKAS Guy Olivier | | 7 | 9 | 78 | | | 7/8 | 0/1 | | | | | | | | | | |
| 8 AUFFRET Lucien | | 0 | 0 | 0 | | | | | | | | | | | | | | |
| 10 PECHMALBEC Dragan | | 2 | 2 | 100 | | | 2/2 | | | | | | | | | | | |
| 11 TOURNAT Nicolas | | 3 | 4 | 75 | | | 3/4 | | | | | | 1 | | 1 | | | |
| 12 BONNEFOI Kevin | | 0 | 0 | 0 | | | | | | | | | | | | | | |
| 13 FELIHO Rock | | 0 | 0 | 0 | | | | | | | | | | | | | | 1 |
| 14 EMONET Julian | | 1 | 2 | 50 | | | 1/1 | | 0/1 | | | | | | | | | |
| 15 RIVERA FOLCH Valero (ESP) | | 4 | 5 | 80 | 2/2 | 100% | | | 2/3 | | | | | | | | | |
| 16 SIFFERT Arnaud | | 0 | 0 | 0 | | | | | | | | | | | | | | |
| 17 LAZAROV Kiril (MKD) | | 2 | 7 | 29 | | | 0/1 | 2/6 | | | | | | | | | | |
| 18 GURBINDO MARTINEZ Eduardo | | 7 | 10 | 70 | | | 5/8 | 2/2 | | | | | | | | | | |
| 19 BALAGUER ROMEU David (ESP) | | 1 | 2 | 50 | | | | | 1/2 | | | | | | | | | |
| Player TOTALS | | 32 | 47 | 68 | 2/2 | 100% | 21/27 | 6/12 | 3/6 | | | | 1 | | 1 | | | 1 |

| Officials | | | | | | | Punishments | | |
|--------------------------------|--|--|--|--|--|--|-------------|----|------------|
| No. Name | | | | | | | YC | 2m | RC |
| A ANTI Thierry | | | | | | | | | |
| B ENTRERRIOS RODRIGUEZ Alberto | | | | | | | | | |
| C FOUCHER Nicolas | | | | | | | | | |
| TEAM | | | | | | | | | |
| TOTALS | | | | | | | | | 1 1 |



Play-by-play 1st half

| Rhein-Neckar Löwen (GER) | | HBC Nantes (FRA) | |
|--------------------------|--|---|---|
| 00:35 | Missed shot Petersson (32)  | 0 - 1  | Goal Lazarov, Kiril (17) 01:06 |
| | | 0 - 2  | Goal Rivera Folch, Valero (15) 02:15 |
| 03:02 | 7m Goal Schmid, Andre (2)  | 1 - 2 | |
| | | 1 - 3  | Goal Lazarov, Kiril (17) 03:48 |
| 04:36 | Goal Kohlbacher, Jannik (80)  | 2 - 3 | |
| | | 2 - 4  | Goal Gurbindo Martinez (18) 05:15 |
| 05:53 | Goal Schmid, Andre (2)  | 3 - 4 | |
| 06:47 | Yellow card Petersson (32)  | | |
| | |  | Shot Gurbindo Martinez (18) saved 07:17 |
| 08:10 | Yellow card Abutovic, Ilija (20)  | | |
| | | 3 - 5  | Goal Lagarde, Romain (2) 08:27 |
| 08:40 | Goal Guardiola Villaplana (30)  | 4 - 5 | |
| | | 4 - 6  | Goal Lagarde, Romain (2) 09:19 |
| 09:51 | Missed shot Mensah Larsen (22)  | | |
| | | 4 - 7  | Goal Lagarde, Romain (2) 10:03 |
| | |  | Yellow card Tournat, Nicolas (11) 10:43 |
| 10:47 | 7m Goal Schmid, Andre (2)  | 5 - 7 | |
| | | 5 - 8  | Goal Tournat, Nicolas (11) 11:34 |
| 11:56 | Team Timeout  | | |
| 12:15 | 7m Goal Schmid, Andre (2)  | 6 - 8 | |
| | |  | Shot Lazarov, Kiril (17) saved 13:15 |
| 13:25 | Shot Schmid, Andre (2) saved  | | |
| 13:50 | Shot Schmid, Andre (2) saved  | | |
| 15:22 | Goal Kohlbacher, Jannik (80)  | 7 - 8 | |
| | | 7 - 9  | Goal Lagarde, Romain (2) 16:07 |
| 16:44 | Goal Petersson, Alexander (32)  | 8 - 9 | |
| | | 8 - 10  | Goal Pechmalbec, Dragan (10) 17:20 |
| 17:54 | Goal Kohlbacher, Jannik (80)  | 9 - 10 | |
| | |  | Missed shot Lazarov, Kiril (17) 18:31 |
| | |  | Shot Lazarov, Kiril (17) saved 18:45 |
| 19:30 | Goal Petersson, Alexander (32)  | 10 - 10 | |
| | |  | Team Timeout 19:53 |
| 20:17 | 2 minutes suspension Abutovic (20)  | | |
| | | 10 - 11  | 7m Goal Rivera Folch, Valero (15) 20:17 |
| 20:55 | Goal Kohlbacher, Jannik (80)  | 11 - 11 | |
| | | 11 - 12  | Goal Gurbindo Martinez (18) 21:23 |
| 21:55 | Goal Kohlbacher, Jannik (80)  | 12 - 12 | |
| | | 12 - 13  | Goal Pechmalbec, Dragan (10) 22:04 |
| | |  | 2 minutes suspension Feliho (13) 22:38 |
| 22:52 | Shot Schmid, Andre (2) saved  | | |
| | | 12 - 14  | Goal Lagarde, Romain (2) 23:31 |
| 24:05 | Goal Kohlbacher, Jannik (80)  | 13 - 14 | |
| 24:50 | Goal Sigurdsson, Gudjon Valur (9)  | 14 - 14 | |
| 25:21 | 2 minutes suspension Nr. 80  | | |



Play-by-play 1st half

| Rhein-Neckar Löwen (GER) | | HBC Nantes (FRA) | |
|--------------------------|--------------------------------|------------------|--|
| | | 14 - 15 | 7m Goal Rivera Folch, Valero (15) 25:21 |
| 26:00 | Goal Guardiola Villaplana (30) | 15 - 15 | |
| | | | Shot Lazarov, Kiril (17) saved 26:29 |
| | | | Shot Rivera Folch, Valero (15) saved 26:39 |
| 27:33 | Goal Fäth, Steffen (23) | 16 - 15 | |
| | | | Shot Balaguer Romeu (19) saved 28:07 |
| 28:45 | Goal Groetzki, Patrick (24) | 17 - 15 | |
| | | 17 - 16 | Goal Rivera Folch, Valero (15) 29:20 |
| 29:59 | Goal Fäth, Steffen (23) | 18 - 16 | |










Play-by-play 2nd half

| Rhein-Neckar Löwen (GER) | | HBC Nantes (FRA) | |
|--------------------------|--------------------------------------|------------------------------------|-------|
| | 18 - 17 | Goal Tournat, Nicolas (11) | 30:33 |
| 31:13 | Shot Kohlbacher, Jannik (80) saved | | |
| 31:26 | Goal Schmid, Andre (2) | 19 - 17 | |
| | 19 - 18 | Goal Gurbindo Martinez (18) | 31:58 |
| 32:42 | Shot Petersson, Alexander (32) saved | | |
| | | Shot Tournat, Nicolas (11) saved | 32:47 |
| 33:21 | Goal Kohlbacher, Jannik (80) | 20 - 18 | |
| | | Shot Nyokas, Guy Olivier (6) saved | 33:53 |
| 34:30 | Shot Fäth, Steffen (23) saved | | |
| 34:50 | Goal Petersson, Alexander (32) | 21 - 18 | |
| | 21 - 19 | Goal Nyokas, Guy Olivier (6) | 35:24 |
| 35:34 | Shot Schmid, Andre (2) saved | | |
| | 21 - 20 | Goal Nyokas, Guy Olivier (6) | 35:46 |
| 37:24 | Goal Kohlbacher, Jannik (80) | 22 - 20 | |
| | 22 - 21 | Goal Balaguer Romeu, David (19) | 38:29 |
| 38:43 | Goal Kohlbacher, Jannik (80) | 23 - 21 | |
| | 23 - 22 | Goal Nyokas, Guy Olivier (6) | 39:16 |
| 39:25 | Goal Kohlbacher, Jannik (80) | 24 - 22 | |
| 40:14 | Goal Sigurdsson, Gudjon Valur (9) | 25 - 22 | |
| | | TTO Team Timeout | 40:29 |
| | 25 - 23 | Goal Tournat, Nicolas (11) | 41:01 |
| 41:53 | Shot Petersson, Alexander (32) saved | | |
| 42:37 | Goal Sigurdsson, Gudjon Valur (9) | 26 - 23 | |
| | 26 - 24 | Goal Nyokas, Guy Olivier (6) | 43:58 |
| 44:14 | Team Timeout | | |
| | 26 - 25 | Goal Emonet, Julian (14) | 44:40 |
| | | Shot Gurbindo Martinez (18) saved | 45:46 |
| | | Shot Nyokas, Guy Olivier (6) saved | 46:07 |
| 46:46 | Goal Groetzki, Patrick (24) | 27 - 25 | |
| 47:58 | Goal Lipovina, Vladan (5) | 28 - 25 | |
| | | Shot Gurbindo Martinez (18) saved | 48:22 |
| 49:06 | Goal Schmid, Andre (2) | 29 - 25 | |
| | 29 - 26 | Goal Gurbindo Martinez (18) | 50:02 |
| 50:45 | Goal Sigurdsson, Gudjon Valur (9) | 30 - 26 | |
| | | Shot Lazarov, Kiril (17) saved | 51:22 |
| 51:59 | 7m Goal Kohlbacher, Jannik (80) | 31 - 26 | |
| | | TTO Team Timeout | 52:31 |
| 53:46 | Shot Schmid, Andre (2) saved | | |
| | 31 - 27 | Goal Nyokas, Guy Olivier (6) | 54:09 |
| | 31 - 28 | Goal Gurbindo Martinez (18) | 54:52 |
| 55:41 | Team Timeout | | |
| 56:04 | Missed shot Lipovina, Vladan (5) | | |
| 56:12 | 2 minutes suspension Nr. 22 | | |
| | 31 - 29 | Goal Nyokas, Guy Olivier (6) | 56:24 |
| | | Shot Emonet, Julian (14) saved | 57:37 |



Play-by-play 2nd half

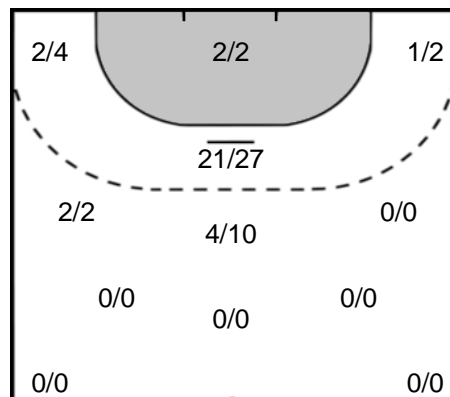
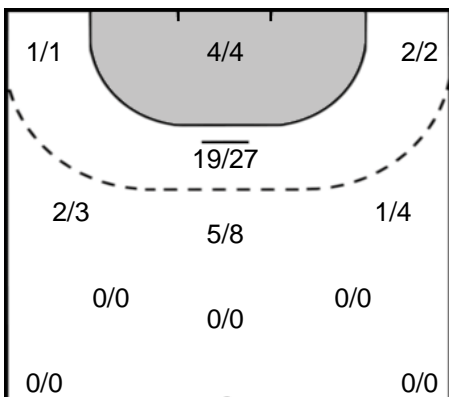
| Rhein-Neckar Löwen (GER) | | HBC Nantes (FRA) | |
|--------------------------|---|------------------|--|
| 58:10 | Goal Lipovina, Vladan (5)  | 32 - 29 | |
| | | 32 - 30 | Goal Gurbindo Martinez (18)  58:17 |
| 58:17 | 2 minutes suspension Taleski (28)  | | |
| 58:45 | Goal Schmid, Andre (2)  | 33 - 30 | |
| | | 33 - 31 | Goal Nyokas, Guy Olivier (6)  59:11 |
| 59:55 | Goal Schmid, Andre (2)  | 34 - 31 | |
| | | 34 - 32 | Goal Gurbindo Martinez (18)  59:59 |



Team Statistics Attack

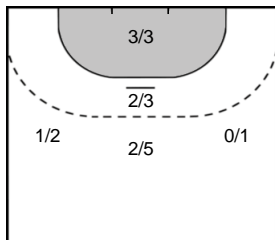
Rhein-Neckar Löwen (GER)

HBC Nantes (FRA)



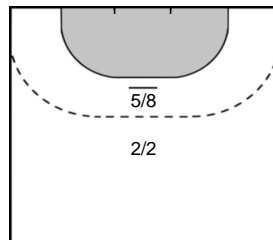
2 SCHMID
Andre

Goals: 8
Shots: 14
57 %



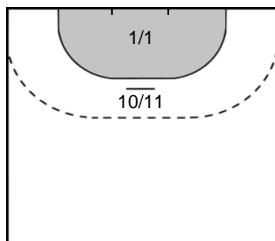
18 GURBINDO MARTINEZ
Eduardo

Goals: 7
Shots: 10
70 %



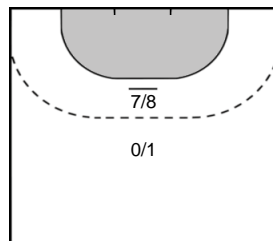
80 KOHLBACHER
Jannik

Goals: 11
Shots: 12
91 %



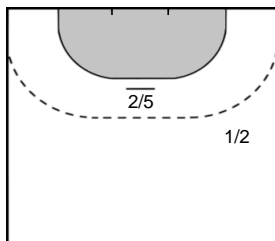
6 NYOKAS
Guy Olivier

Goals: 7
Shots: 9
77 %



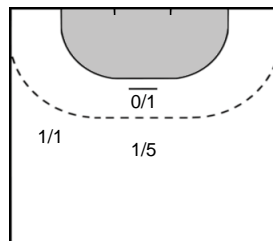
32 PETERSSON
Alexander

Goals: 3
Shots: 7
42 %



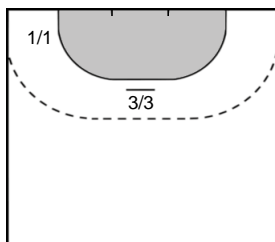
17 LAZAROV
Kiril

Goals: 2
Shots: 7
28 %



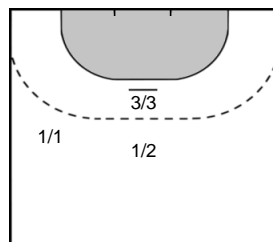
9 SIGURDSSON
Gudjon Valur

Goals: 4
Shots: 4
100 %



2 LAGARDE
Romain

Goals: 5
Shots: 6
83 %



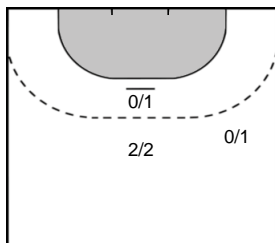
Team Statistics Attack

Rhein-Neckar Löwen (GER)

HBC Nantes (FRA)

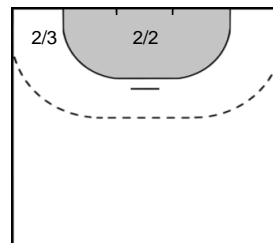
5 LIPOVINA
Vladan

Goals: 2
Shots: 4
50 %



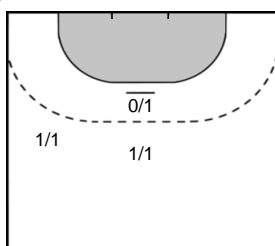
15 RIVERA FOLCH
Valero

Goals: 4
Shots: 5
80 %



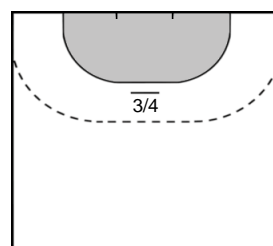
23 FÄTH
Steffen

Goals: 2
Shots: 3
66 %



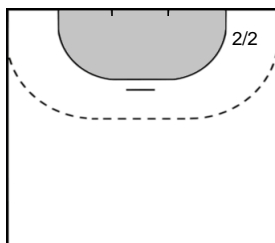
11 TOURNAT
Nicolas

Goals: 3
Shots: 4
75 %



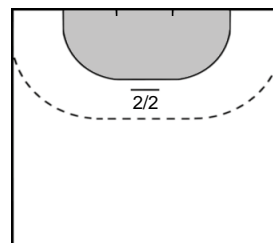
24 GROETZKI
Patrick

Goals: 2
Shots: 2
100 %



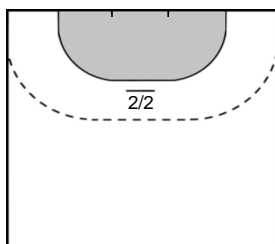
10 PECHMALBEC
Dragan

Goals: 2
Shots: 2
100 %



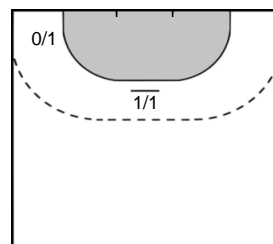
30 GUARDIOLA VILLAPLANA
Gedeon

Goals: 2
Shots: 2
100 %



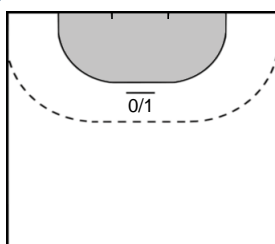
14 EMONET
Julian

Goals: 1
Shots: 2
50 %



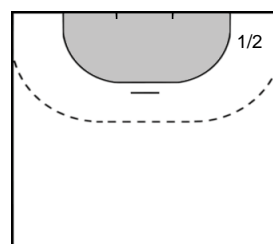
22 MENSAH LARSEN
Mads

Goals: 0
Shots: 1
0 %



19 BALAGUER ROMEU
David

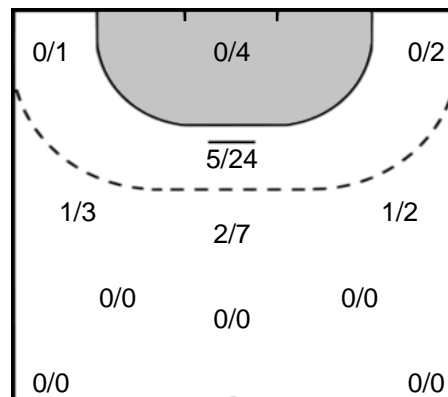
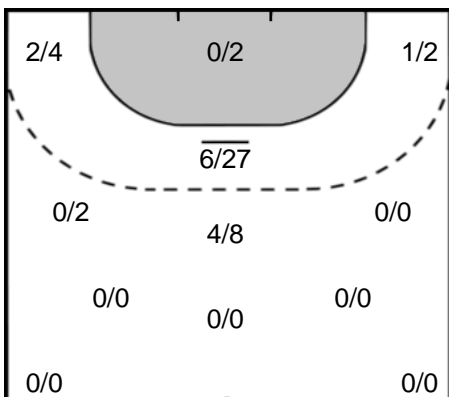
Goals: 1
Shots: 2
50 %



Goalkeeper Statistics

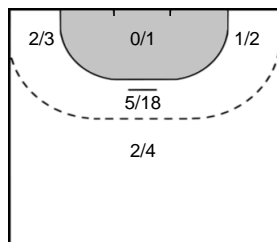
Rhein-Neckar Löwen (GER)

HBC Nantes (FRA)



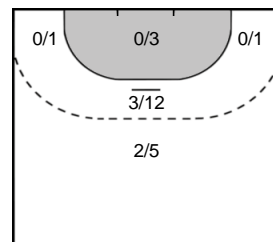
1 APPELGREN Mikael

Saves: 10
Shots: 28
35 %



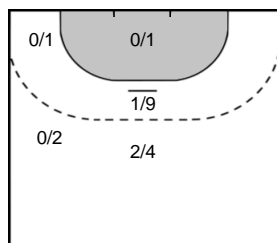
12 BONNEFOI Kevin

Saves: 5
Shots: 22
22 %



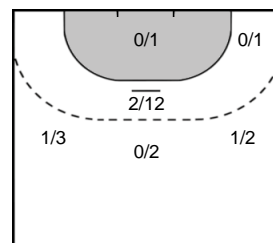
12 PALICKA Andreas

Saves: 3
Shots: 17
17 %

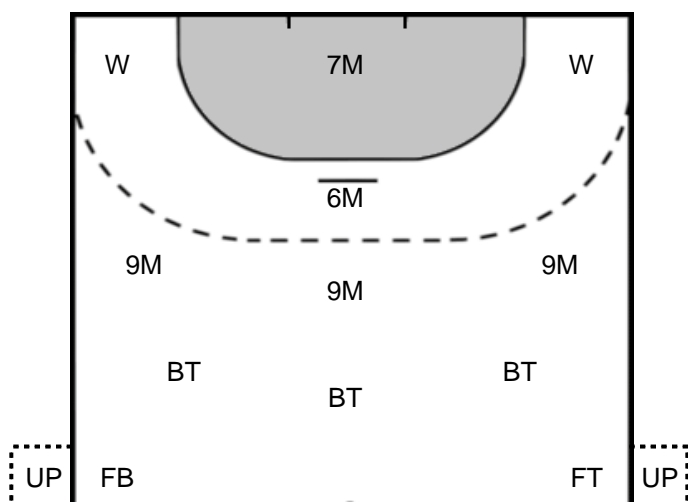


16 SIFFERT Arnaud

Saves: 4
Shots: 21
19 %



Legend



- %** Efficiency
- Ass.** Assists
- Pos.** Position
- GC.** Goals conceded
- 7M** 7-metre Shots
- W** Wing Shots (Right, Left)
- BT** Breakthrough (Right, Center, Left)
- FB** Fast Break
- 6M** 6-metre Shots
- 9M** 9-metre Shots (Right, Center, Left)
- FT** Free Throw
- ST** Steals
- BL** Blocks
- YC** Yellow Cards
- RC** Red Cards
- BC** Blue Cards
- 2m** 2 Minute Suspensions
- UP** Unassigned Position

