



POL

19 M518 R2
149

Orlen Wisla Plock vs Riihimäen Cocks

34 - 18

(16 - 10)

Match ended: 60:00



FIN

Throw-off: 26.09.2018, 19:00
ORLEN Arena, Plock / POL

Referees: Robert Schulze (GER), Tobias Tönnies (GER)

Match Statistics Overview

Orlen Wisla Plock (POL)			Riihimäen Cocks (FIN)			
Total	1st half	2nd half	2nd half	1st half	Total	
34	16	18	Goals	8	10	18
46	25	21	Shots	12	17	29
74%	64%	86%	Shot Percentage	67%	59%	62%
0	0	0	Turnovers	0	0	0
0	0	0	Rule Technical Fouls	0	0	0
74%	64%	86%	Attack Percentage	67%	59%	62%
45	24	21	Shots on Goal	12	16	28
98%	96%	100%	On Target Percentage	100%	94%	97%
10	6	4	Saves	3	8	11
36%	38%	33%	GK Save Percentage	14%	33%	24%
3	1	2	7m Goals	3	0	3
7	3	4	7m Shots	3	1	4
42%	33%	50%	7m Percentage	100%	0%	75%
1	0	0	Fast Break Goals	0	0	0
6	3	3	Powerplay goals	4	2	6
5	1	4	Shorthanded goals	0	1	1
5	5	5	Most goals in succession	2	3	3
2	2	0	Yellow Cards	0	3	3
6	2	4	2 min Suspension	2	2	4
0	0	0	Red Cards	0	0	0
2	1	1	Team Timeouts	1	2	3

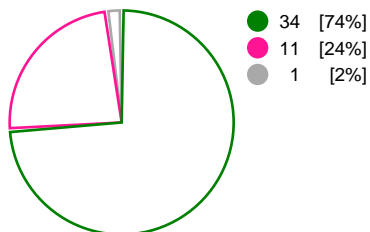


Match Statistics Shots

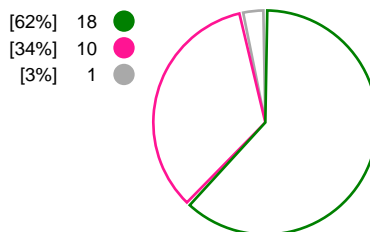
Orlen Wisla Plock (POL)

Riihimäen Cocks (FIN)

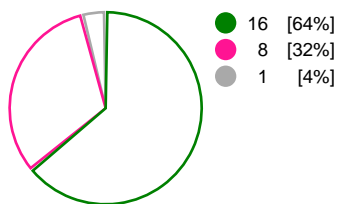
Total Shots (46)



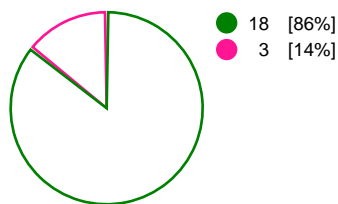
Total Shots (29)



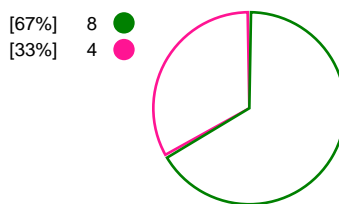
1st Half Shots (25)



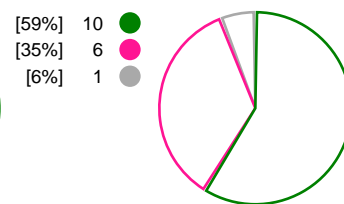
2nd Half Shots (21)



2nd Half Shots (12)



1st Half Shots (17)



● Goals ● Saves ● Missed ● Posts ● Blocks



Player Statistics: Orlen Wisla Plock (POL)

Goalkeeper	Total				All Saves/Shots					
No. Name	Saves	Shots	%	GC	7M	6M	9M	Wing	BT	FB
12 WICHARY Marcin	2	6	33	4	0% (0/2)	50% (1/2)		50% (1/2)		
24 BORBELY Adam (HUN)	8	22	36	14	50% (1/2)	36% (4/11)	40% (2/5)	25% (1/4)		
TOTALS	10	28	36	18	25% (1/4)	38% (5/13)	40% (2/5)	33% (2/6)		

Player	Total				All Goals/Shots							Additional			Punishments		
No. Name	Pos.	Goals	Shots	%	7M	7M%	6M	9M	Wing	BT	FB	Ass.	ST	BL	YC	2m	RC
3 DASZEK Michal		5	7	71	0/1	0%	3/3		2/3							1	
6 KRAJEWSKI Przemyslaw		2	6	33	0/1	0%	1/2		1/3								
7 RACOTEA Dan Emil (ROU)		0	1	0				0/1								1	
8 MOYA FLORIDO Ignacio (ESP)		1	1	100			1/1									1	
9 ZDRAHALA Ondrej (CZE)		1	2	50	0/1	0%	1/1										
12 WICHARY Marcin		0	0	0													
14 OBRADOVIC Nemanja (SRB)		0	0	0									2		1	1	
16 MORAWSKI Adam		0	0	0													
18 PIECHOWSKI Mateusz		0	0	0													
24 BORBELY Adam (HUN)		0	0	0													
26 TARABOCHIA Marko (BIH)		2	2	100			1/1	1/1									
33 ZABIC Igor (SLO)		7	9	78	3/4	75%	4/5								1		
34 MIHIC Lovro (CRO)		4	4	100			4/4									1	
37 DE TOLEDO Jose Guilherme (BRA)		8	10	80			4/5	3/4			1/1		4			1	
39 SULIC Renato (CRO)		1	1	100			1/1										
55 MLAKAR Ziga (SLO)		3	3	100			1/1	2/2									
Player TOTALS		34	46	74	3/7	42%	20/23	7/9	3/6		1/1		6		2	6	

Officials	Punishments			
No. Name	YC	2m	RC	
A SABATE CAVIEDES Xavier				
B GÓRAL Artur				
C JAROSZEWSKI Mariusz				
D DOLNY Michal				
TEAM				
TOTALS	2	6		



Player Statistics: Riihimäen Cocks (FIN)














































Goalkeeper	Total				All Saves/Shots					
No. Name	Saves	Shots	%	GC	7M	6M	9M	Wing	BT	FB
32 MORKUNAS Giedreius (LTU)	5	20	25	15		15% (2/13)	40% (2/5)	100% (1/1)		0% (0/1)
87 SHITSKO Vitalii (RUS)	6	23	26	17	57% (4/7)	12% (1/8)	0% (0/4)	25% (1/4)		
TOTALS	11	43	26	32	57% (4/7)	14% (3/21)	22% (2/9)	40% (2/5)		0% (0/1)

Player	Total				All Goals/Shots							Additional			Punishments		
No. Name	Pos.	Goals	Shots	%	7M	7M%	6M	9M	Wing	BT	FB	Ass.	ST	BL	YC	2m	RC
2 ZAITSAU Viktor (BLR)		0	0	0													1
8 UDD Andre		0	0	0													
9 KYRYLENKO Oleksandr (UKR)		1	2	50				1/2									
15 TAMMINEN Teemu		6	9	67	3/4	75%	2/4		1/1							1	
17 LUKYANCHUK Yury (BLR)		1	2	50			1/2									1	
18 ZUPANJAC Bojan (SRB)		0	1	0					0/1								
19 SYRJÄLÄ Roni		3	4	75					3/4								
20 NOVOSELOV Andrei (RUS)		0	0	0													
22 RÖNNBERG Nico		0	3	0			0/1	0/2									
23 NENITA Vitalie (MDA)		2	3	67			2/3										
29 PULJIZOVIC Sasa (BIH)		1	1	100			1/1										
31 KOVALENKO Victor (RUS)		3	3	100			1/1	2/2									1
32 MORKUNAS Giedreius (LTU)		0	0	0													
44 BASARIC Davor (SRB)		1	1	100			1/1									1	1
55 TSITOU Aliaksandr (BLR)		0	0	0													1
87 SHITSKO Vitalii (RUS)		0	0	0													
Player TOTALS		18	29	62	3/4	75%	8/13	3/6	4/6						3	4	

Officials	Punishments		
No. Name	YC	2m	RC
A SAVUKYNAS Gintaras			
B NELKE Paavo			
C ZEMAITIS Audrius			
D VIITA Jari			
TEAM			
TOTALS	3	4	



Play-by-play 1st half

Orlen Wisla Plock (POL)		Riihimäen Cocks (FIN)	
00:44	Goal De Toledo (37) 	1 - 0	
			 Shot Tamminen, Teemu (15) saved 01:00
01:36	Shot Racotea, Dan Emil (7) saved 		
			 Yellow card Lukyanchuk, Yury (17) 02:41
			 Yellow card Tamminen, Teemu (15) 03:19
03:39	Shot Zabic, Igor (33) saved 		
03:46	Missed shot Krajewski (6) 		
			 Missed shot Rönnerberg, Nico (22) 04:24
04:33	Goal De Toledo (37) 	2 - 0	
		2 - 1	 Goal Kovalenko, Victor (31) 05:10
05:47	Shot De Toledo (37) saved 		
		2 - 2	 Goal Nenita, Vitalie (23) 06:24
06:37	7m Shot Daszek, Michal (3) saved 		
		2 - 3	 Goal Lukyanchuk, Yury (17) 07:21
07:56	Goal Zabic, Igor (33) 	3 - 3	
08:16	Goal Daszek, Michal (3) 	4 - 3	
		4 - 4	 Goal Kovalenko, Victor (31) 08:56
09:11	7m Shot Krajewski, Przemyslaw (6) saved 		
10:06	Shot De Toledo (37) saved 		
			 Shot Nenita, Vitalie (23) saved 10:18
			 Shot Syrjälä, Roni (19) saved 10:46
10:57	Goal Krajewski, Przemyslaw (6) 	5 - 4	
11:16	Yellow card Zabic, Igor (33) 		
12:33	Goal De Toledo (37) 	6 - 4	
13:24	Goal De Toledo (37) 	7 - 4	
			 2 minutes suspension Nr. 31 13:30
14:19	Shot Krajewski, Przemyslaw (6) saved 		
14:33	Goal Zabic, Igor (33) 	8 - 4	
		8 - 5	 Team Timeout 14:42
		8 - 5	 Goal Nenita, Vitalie (23) 15:11
15:27	Goal Moya Florido, Ignacio (8) 	9 - 5	
		9 - 6	 Goal Kyrilenko, Oleksandr (9) 16:36
16:49	Shot Daszek, Michal (3) saved 		
			 Yellow card Basaric, Davor (44) 17:39
18:45	Goal De Toledo (37) 	10 - 6	
19:06	Yellow card Obradovic (14) 		
19:43	Goal Sulic, Renato (39) 	11 - 6	
20:17	Goal Mihic, Lovro (34) 	12 - 6	
			 7m Shot Tamminen, Teemu (15) saved 21:04
			 2 minutes suspension Zaitsau (2) 22:26
22:38	Goal Zabic, Igor (33) 	13 - 6	
			 Shot Kyrilenko, Oleksandr (9) saved 23:18
24:27	Goal De Toledo (37) 	14 - 6	
			 Team Timeout 24:30
25:03	2 minutes suspension Nr. 37 		












































Play-by-play 1st half

Orlen Wisla Plock (POL)		Riihimäen Cocks (FIN)	
		14 - 7	Goal Kovalenko, Victor (31) 26:03
26:08	2 minutes suspension Mihic (34)		
26:21	Team Timeout		
		14 - 8	Goal Syrjälä, Roni (19) 27:02
28:07	Goal Tarabochia, Marko (26)	15 - 8	
		15 - 9	Goal Tamminen, Teemu (15) 28:16
28:49	7m Goal Zabic, Igor (33)	16 - 9	
			Shot Rönnerberg, Nico (22) saved 29:43
		16 - 10	Goal Tamminen, Teemu (15) 29:56



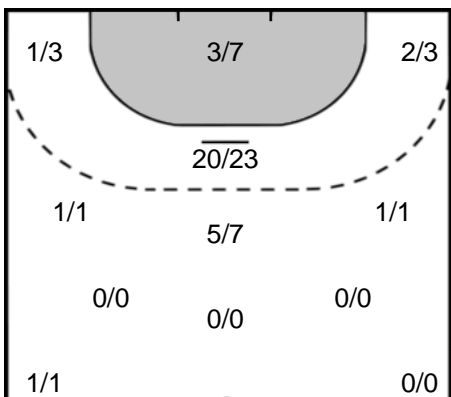
Play-by-play 2nd half

Orlen Wisla Plock (POL)		Riihimäen Cocks (FIN)	
31:33	Goal Mlakar, Ziga (55) 	17 - 10	
32:11	2 minutes suspension Racotea (7) 		
			 Shot Rönberg, Nico (22) saved 32:33
		17 - 11	 Goal Syrjälä, Roni (19) 33:54
34:32	7m Goal Zabic, Igor (33) 	18 - 11	
		18 - 12	 Goal Syrjälä, Roni (19) 35:31
			 2 minutes suspension Tsitou (55) 36:22
36:40	Goal Tarabochia, Marko (26) 	19 - 12	
37:28	Goal Mihic, Lovro (34) 	20 - 12	
38:12	Goal Mihic, Lovro (34) 	21 - 12	
		21 - 13	 Goal Puljizovic, Sasa (29) 38:53
39:34	Goal Mlakar, Ziga (55) 	22 - 13	
40:12	Goal Mihic, Lovro (34) 	23 - 13	
			 Shot Lukyanchuk, Yury (17) saved 41:03
41:44	Goal Krajewski, Przemyslaw (6) 	24 - 13	
42:47	Goal Daszek, Michal (3) 	25 - 13	
			 Team Timeout 42:49
44:30	Goal De Toledo (37) 	26 - 13	
45:22	2 minutes suspension Nr. 8 		
		26 - 14	 7m Goal Tamminen, Teemu (15) 45:22
46:08	7m Goal Zabic, Igor (33) 	27 - 14	
		27 - 15	 Goal Tamminen, Teemu (15) 46:51
47:22	Team Timeout 		
		27 - 16	 7m Goal Tamminen, Teemu (15) 47:51
			 2 minutes suspension Basaric (44) 48:49
			 Shot Tamminen, Teemu (15) saved 50:09
50:41	Shot Krajewski, Przemyslaw (6) saved 		
50:55	Goal Daszek, Michal (3) 	28 - 16	
51:46	Goal Zabic, Igor (33) 	29 - 16	
51:56	2 minutes suspension Nr. 14 		
		29 - 17	 7m Goal Tamminen, Teemu (15) 51:56
52:42	Goal De Toledo (37) 	30 - 17	
53:21	Goal Daszek, Michal (3) 	31 - 17	
54:33	Goal Mlakar, Ziga (55) 	32 - 17	
			 Shot Zupanjac, Bojan (18) saved 55:23
55:31	Goal Daszek, Michal (3) 	33 - 17	
56:21	2 minutes suspension Daszek (3) 		
57:10	Goal Zdrahala, Ondrej (9) 	34 - 17	
57:57	7m Shot Zabic, Igor (33) saved 		
		34 - 18	 Goal Basaric, Davor (44) 58:55
59:53	7m Shot Zdrahala, Ondrej (9) saved 		

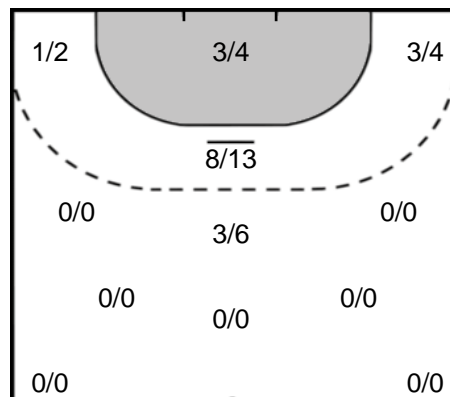


Team Statistics Attack

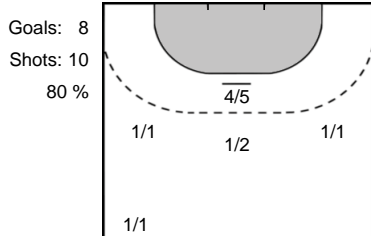
Orlen Wisla Plock (POL)



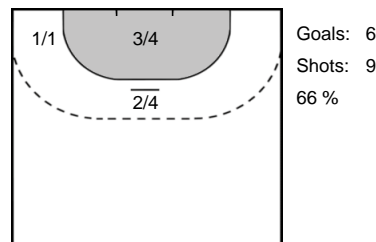
Riihimäen Cocks (FIN)



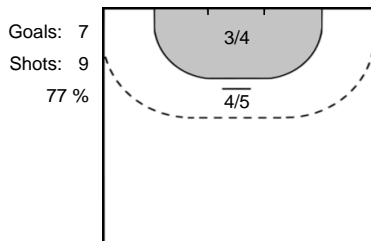
37 DE TOLEDO
Jose Guilherme



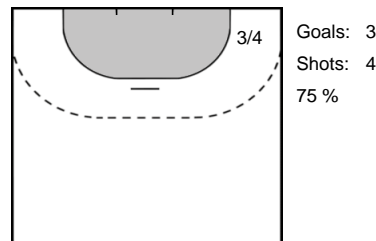
15 TAMMINEN
Teemu



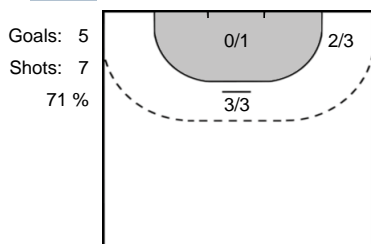
33 ZABIC
Igor



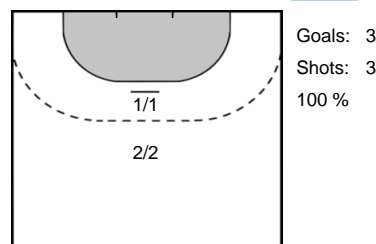
19 SYRJÄLÄ
Roni



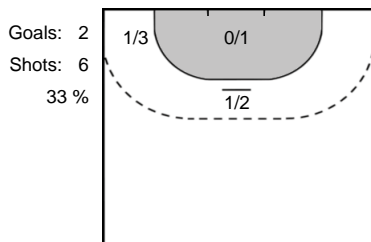
3 DASZEK
Michal



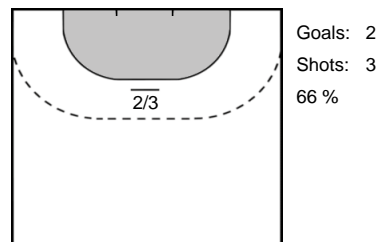
31 KOVALENKO
Victor



6 KRAJEWSKI
Przemyslaw



23 NENITA
Vitalie



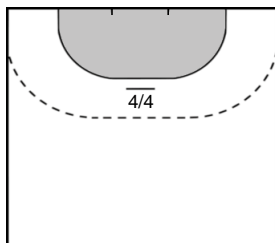
Team Statistics Attack

Orlen Wisla Plock (POL)

Riihimäen Cocks (FIN)

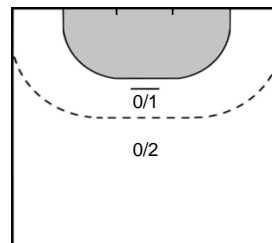
34 MIHIC
Lovro

Goals: 4
Shots: 4
100 %



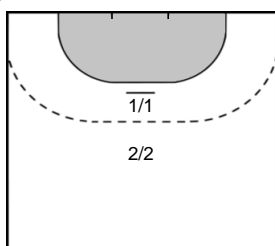
22 RÖNNBERG
Nico

Goals: 0
Shots: 3
0 %



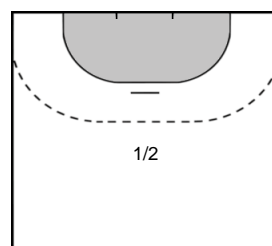
55 MLAKAR
Ziga

Goals: 3
Shots: 3
100 %



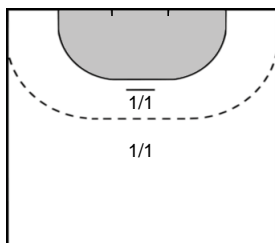
9 KYRYLENKO
Oleksandr

Goals: 1
Shots: 2
50 %



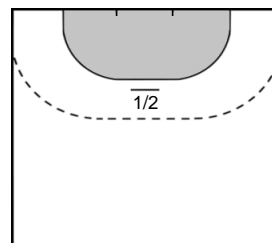
26 TARABOCHIA
Marko

Goals: 2
Shots: 2
100 %



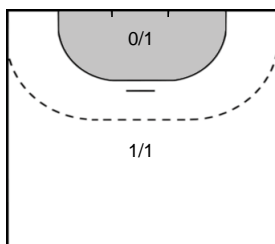
17 LUKYANCHUK
Yury

Goals: 1
Shots: 2
50 %



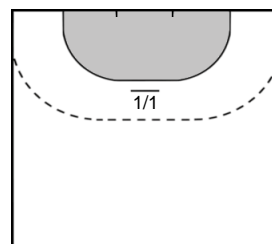
9 ZDRAHALA
Ondrej

Goals: 1
Shots: 2
50 %



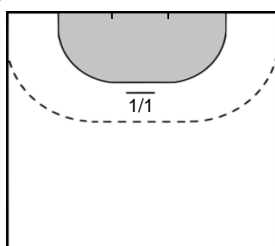
29 PULJIZOVIC
Sasa

Goals: 1
Shots: 1
100 %



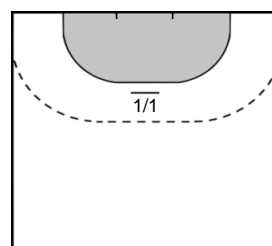
8 MOYA FLORIDO
Ignacio

Goals: 1
Shots: 1
100 %



44 BASARIC
Davor

Goals: 1
Shots: 1
100 %



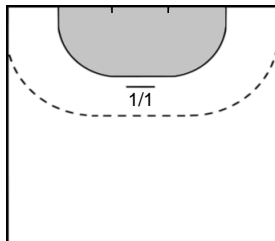
Team Statistics Attack

Orlen Wisla Plock (POL)

Riihimäen Cocks (FIN)

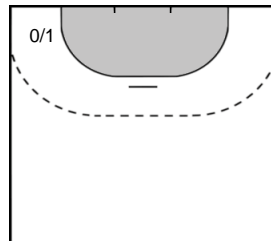
39 SULIC Renato

Goals: 1
Shots: 1
100 %



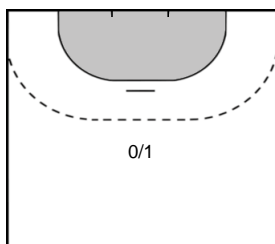
ZUPANJAC Bojan **18**

Goals: 0
Shots: 1
0 %



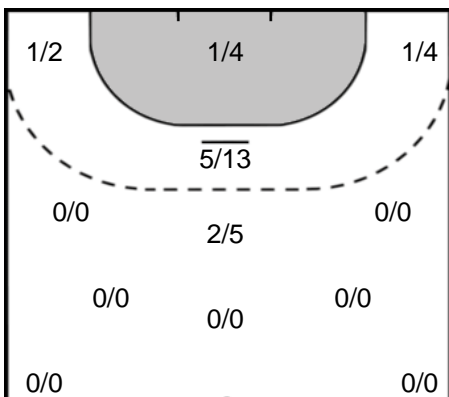
7 RACOTEA Dan Emil

Goals: 0
Shots: 1
0 %

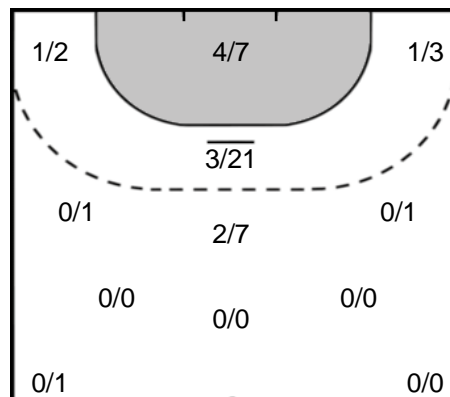


Goalkeeper Statistics

Orlen Wisla Plock (POL)

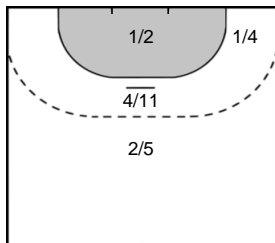


Riihimäen Cocks (FIN)



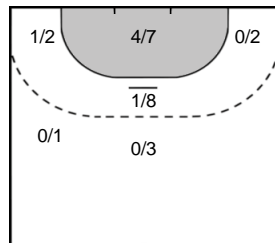
24 **BORBELY**
Adam

Saves: 8
Shots: 22
36 %



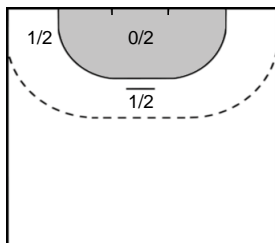
SHITSKO
Vitalii **87**

Saves: 6
Shots: 23
26 %



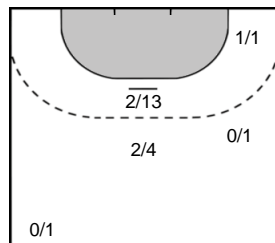
12 **WICHARY**
Marcin

Saves: 2
Shots: 6
33 %

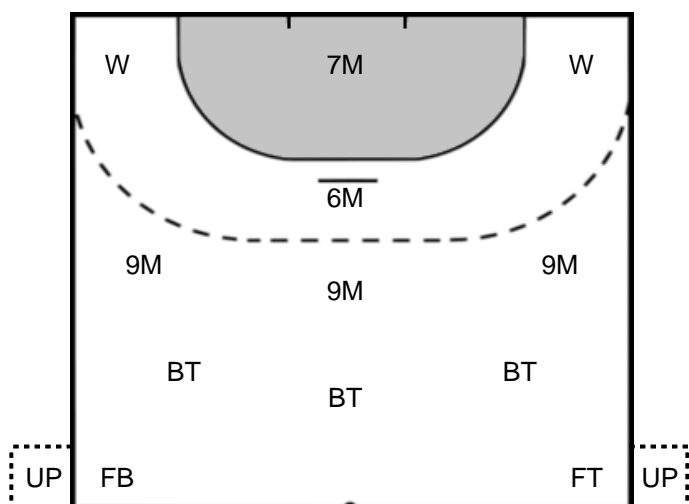


MORKUNAS
Giedreius **32**

Saves: 5
Shots: 20
25 %



Legend



- %** Efficiency
- Ass.** Assists
- Pos.** Position
- GC.** Goals conceded
- 7M** 7-metre Shots
- W** Wing Shots (Right, Left)
- BT** Breakthrough (Right, Center, Left)
- FB** Fast Break
- 6M** 6-metre Shots
- 9M** 9-metre Shots (Right, Center, Left)
- FT** Free Throw
- ST** Steals
- BL** Blocks
- YC** Yellow Cards
- RC** Red Cards
- BC** Blue Cards
- 2m** 2 Minute Suspensions
- UP** Unassigned Position

